



2024-25

Alüminyum Ürün Kataloğu

ARFEN ALÜMİNYUM SAN. VE TİC. A.Ş.



*1999'dan bugüne...
from 1999 to today...*



Hadımköy Yerleşkesi

www.arfen.com



Dilovası Yerleşkesi

www.arfen.com.tr



Çorlu Yerleşkesi

www.arfenaluminyum.com.tr



Arfen Grup, 1999 yılında "çözüm üretir" sloganı ile kuruldu. 2013 yılında Arfen Köprü'yü ve son olarak 2016'da Arfen Alüminyum'u bünyesine kattı. Tüm üretim ihtiyaçlarını tek elde tutmayı başaran firmamız, ülkemizin lokomotif sektörleri olan inşaat ve yapı sektörlerinin ihtiyaçlarına yüksek kalite standartlarında hızlı ve rekabetçi fiyatlarla çözüm üretmekteyiz. Sektörde hızla adını duyuran Arfen Alüminyum'un başarısının temelinde "kalitede süreklilik ve müşteri odaklı yaklaşım" ilkesi yatmaktadır.

Çorlu'da Ergene Organize Sanayi Bölgesinde faaliyetlerine devam eden Arfen Alüminyum, sektörün tecrübeli ve teknik kapasitesi yüksek nitelikli işgücünü bünyesinde barındırmaktadır. Alüminyum profil ekstrüzyon yüzey işlem ve mekanik işlemlerde ihtisaslaşmayı ilke edinmiş, tüm süreçlerinde modern ve teknolojik üretim metodolojisini uygulayan Arfen Alüminyum aynı zamanda işçi sağlığı ve iş güvenliğine önem vermekte, sürdürülebilir sanayi ilkesi çerçevesinde çevreye olan duyarlılığını her zaman korumaya özen göstermektedir.

Sürekli yeni yatırım, ürün geliştirme, süreç iyileştirme faaliyetleri ve yüksek kalite standartları ile üretilen ürünlerimiz lokal ve küresel ölçekte yapı sektörünün ihtiyaçlarına cevap vermektedir.

Arfen Alüminyum çözüm üretir, müşterileri ile uzun ve sürdürülebilir ilişkileri hedefler. Dinamik bir şekilde takip edilen üretim süreçleri ile istenilen özelliklere uygun hızlı ve yüksek kalite standartlarında ürünler üretilir, zamanında teslim edilir. Arfen Alüminyum yaratıcı projelerde yer almaya özel önem veren, müşterilere ait olan lisans ve benzeri hakların korunması ve kopyalanmasının önlenmesi konusunda son derece dikkatli bir şirkettir.

Arfen Aluminum was established in 1999. Since the very first day our motto has been "produce solutions". Due to the growth of our business and expansion of our product range, two new entities, namely Arfen Bridge and Arfen Aluminum was founded in 2013 and 2016 respectively. As we proudly declare in our motto, we produce solutions with high quality, while serving in the fastest way and still at competitive prices to the needs of our clients.

We have been supplying our solutions to companies, contractors and subcontractors of building and construction industries which are the most influential and leading sectors of Turkish economy. Arfen Aluminum has rapidly gained a very good reputation in the sector, due to its dedication to "continuity in quality and customer oriented" approach as the core of its business.


Arfen Aluminum production facility is located in Corlu Organised Industrial Zone. With its very qualified and experienced staff, Arfen Aluminum supplies aluminum profiles to domestic and international clients. Our continuous dedication to quality, precision, timely service and customer satisfaction differentiates us from other producers.

During our production we pay special attention to health and safety of our employees, as well as our environment to ensure a sustainability. Arfen Aluminum has ISO 14001 and ISO 18001 OHSAS certificates. Our engineering team is able to effectively use CAD/CAM and 3-D modeling technologies including Solid Works and AutoCAD to custom design aluminum products to meet the unique demands of our clients.

While serving our clients we do not intend to accept overloading orders in order to avoid latencies in our deliveries. We properly pack our products to avoid damages during transportation. Arfen Aluminum Company is also ISO 9001: 2008 certified.

İÇİNDEKİLER CONTENTS

standart profiller
standard profiles



4

9



sigma & endüstriyel profiller
sigma & industrial profiles

Vinci ısı yalıtımlı alüminyum
kapı pencere sistemleri
heat insulated aluminium
door window systems



13

17



ısı yalıtımsız doğrama profilleri
non-thermal insulation
window and door profiles

ayarlanabilir kapı kasaları
adjustable door frames



23

31



gizli kapı kasaları
hidden door frames

ofis bölme sistemleri
office partition systems



35

41



seramik giydirme cephe profilleri
ceramic facade systems

cam baza sistemleri
glass railings systems



54

59



küpeşte & korkuluk sistemleri
handrail & railings systems

alüminyum çit sistemleri
aluminium fence systems



64

68



kış bahçesi sistemleri
winter garden systems

denizlik profilleri
waterslag profiles



74

78



menfez ve güneş kırıcılar
louvres & solar shading

güneş enerji sistem profilleri
solar energy system profiles



92

101



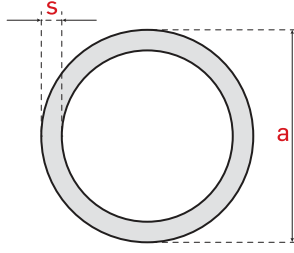
paketleme
packaging

www.arfenaluminum.com.tr

■ standart profiler

standard profiles



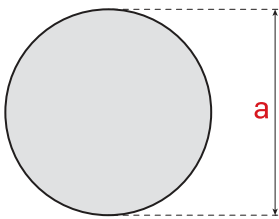


boru profiler round tube profiles

	Min.	Max.
a	10 mm	200 mm
s	1 mm	15 mm

VAR	PROFİL NO	a/ mm	s/ mm	kg/ m
-	2000	10	2	0,136
-	2554	12	1	0,095
-	4164	12	1,6	0,141
-	4174	12,7	1	0,100
-	2008	14	2	0,203
-	2009	15	1	0,119
-	2011	15	2	0,222
-	2015	16	2	0,238
*	2021	19	1	0,153
*	1704	19,5	2,25	0,331
*	2024	20	1	0,163
*	2025	20	2	0,306
*	2028	22	1	0,179
-	4801	22	1,8	0,263
*	2032	25	1,5	0,301
*	2033	25	2	0,393
*	2132	25	2,5	0,480
*	2116	26	7,5	1,182
*	2618	28	4,25	0,859
*	2040	30	1	0,247
*	2041	30	2	0,477
*	2042	30	2,5	0,585
*	2043	30	3	0,688
*	2114	33	3	0,767
*	2057	35	2	0,561
*	2063	40	2	0,648
*	2064	40	3	0,946
*	5671	40	4	1,225
*	2045	40	5	1,490
*	5453	40	13	2,989
*	5454	40	14,5	3,149
*	1287	40,4	1,4	0,488

VAR	PROFİL NO	a/ mm	s/ mm	kg/ m
*	2565	45	17,5	4,098
*	2072	48	3	1,149
*	2074	50	1,5	0,621
*	2075	50	2	0,818
*	2076	50	2,5	1,011
*	2044	50	5	1,916
*	2118	50	6	2,247
*	2048	50	10	3,406
*	5054	50,8	2,5	1,027
*	2081	51	3	1,226
*	1550	51	11	3,984
*	2113	55	2,5	1,117
*	2046	60	2	0,986
*	2047	60	2,5	1,225
-	2087	60	3	1,455
*	2088	60	5	2,341
*	2089	63,5	5	2,490
*	2049	75	2	1,244
*	2115	75	5	2,981
-	2092	80	2	1,328
*	5065	80	5	3,192
*	4091	90	5	3,618
*	2100	100	2	1,663
*	2620	120	5	4,897
-	2619	168	6,5	8,938
*	2112	180	1,8	2,732
*	2111	200	2,3	3,873
*	2109	200	3	5,032
-	2110	200	4	6,675
-	2117	200	5	8,301
-	4925	203	1,8	3,084
-	2119	203	2	3,423

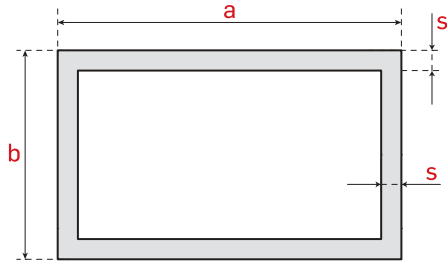


yuvarlak çubuk profiler round bar profiles

	Min.	Max.
a	8 mm	70 mm

VAR	PROFİL NO	a/ mm	kg/ m
-	2533	8	0,135
*	2182	10	0,211
*	2183	12	0,306
*	2616	18	0,688
*	2609	20	0,851
*	2606	22	1,030
*	2607	25	1,330
*	2594	28	1,669
*	2595	30	1,916
*	2597	35	2,607

VAR	PROFİL NO	a/ mm	kg/ m
*	2598	40	3,406
*	2599	42	3,753
*	2623	45	4,309
*	2600	50	5,320
*	2608	55	6,435
*	2601	60	7,661
*	4042	62	8,182
*	2602	65	8,992



dikdörtgen kutu profiller
rectangular tube profiles

a

b

s

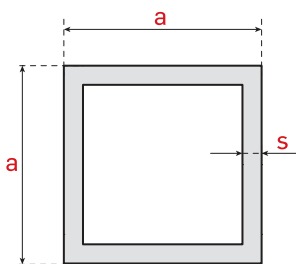
Min.	Max.
16 mm	200 mm

12 mm	100 mm
-------	--------

1 mm	5 mm
------	------

VAR	PROFİL NO	a/ mm	b/ mm	s/ mm	kg/ m
-	2327	25	15	2	0,390
-	1688	30	5	1,2	0,211
*	2332	30	20	2	0,499
*	4219	40	20	1,5	0,463
*	2335	40	20	2	0,607
*	2540	40	26	2	0,672
*	2542	50	20	2	0,715
*	2341	50	30	2	0,824
*	4398	50	35	1,8	0,794
*	4088	50	40	2	0,932
*	2345	60	20	2	0,824
*	5073	60	40	1,1	0,583
*	5074	60	40	1,8	0,940
*	2346	60	40	2	1,041
*	2365	75	32	3	1,642
*	4208	75	50	3	1,935
*	2369	80	20	1,3	0,686
*	2121	80	20	2	1,041
-	5075	80	40	1,1	0,702

VAR	PROFİL NO	a/ mm	b/ mm	s/ mm	kg/ m
*	2349	80	40	1,5	0,951
-	2350	80	40	1,8	1,132
*	2351	80	40	2	1,258
*	2128	80	60	2	1,474
*	4154	90	60	2,5	1,965
*	2352	100	25	2,5	1,626
-	2364	100	50	2	1,583
*	4958	100	50	4	3,079
*	2370	100	60	3	2,504
-	2363	120	40	4	3,295
*	5076	120	60	1,5	1,439
*	5077	120	60	2	1,908
*	2361	120	60	4	3,729
*	2336	150	20	2	1,799
*	4868	150	32	3	2,862
*	2357	150	50	2	2,125
*	2358	150	60	3	3,317
-	5028	150	75	5	5,827
-	4774	160	40	2	2,125
*	5827	200	90	5	7,588



kare kutu profiller
square tube profiles

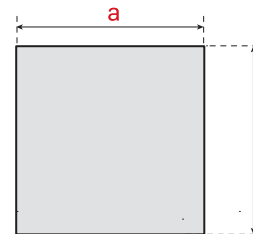
a

s

Min.	Max.
12 mm	160 mm

1 mm	5 mm
------	------

VAR	PROFİL NO	a/ mm	s/ mm	kg/ m
*	2511	15	1	0,152
*	2266	20	1,5	0,301
*	2267	20	2	0,390
*	2268	25	1,5	0,382
*	2124	25	2,5	0,610
*	2621	30	1,5	0,463
*	2541	30	2	0,607
*	2271	30	3	0,878
*	4399	35	1,8	0,648
*	2274	35	2	0,715
*	2125	35	2,5	0,881
*	2275	40	1,1	0,463
*	2277	40	2	0,824
*	2279	40	3	1,203
*	5080	50	1,2	0,631
*	2287	50	2	1,040
*	2284	50	3	1,528
*	2285	50	4	1,994
*	2286	50	5	2,439
*	2289	60	2	1,258
-	2291	60	4	2,428
*	5078	100	1,5	1,602
*	5079	100	2	2,125
*	2298	100	3	3,154
*	4653	100	4	4,035
*	4655	60	3	1,845



kare çubuk profiller
square bar profiles

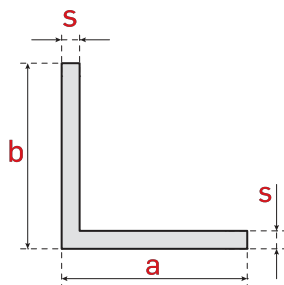
a

b

Min.	Max.
8 mm	70 mm

8 mm	70 mm
------	-------

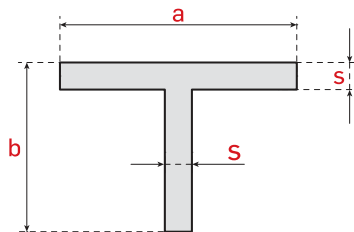
VAR	PROFİL NO	a/ mm	b/ mm	kg/ m
*	2212	10	10	0,271
*	2213	12	12	0,390
*	2568	20	20	1,084
*	2604	25	25	1,694
*	2603	30	30	2,439
-	2585	40	40	4,336
*	2614	50	50	6,775
*	2586	60	60	9,756
*	2587	70	70	13,279



köşebent profiler
angle profiles

	Min.	Max.
a	12 mm	250 mm
b	8 mm	180 mm
s	1 mm	10 mm

VAR	PROFİL NO	a/ mm	b/ mm	s/ mm	kg/ m
-	2549	15	10	1,5	0,095
-	2373	15	15	1,5	0,116
*	1890	15	15	3	0,220
*	2470	18	18	2	0,184
-	2501	20	10	1,5	0,116
-	2374	20	20	1	0,105
-	2375	20	20	1,2	0,126
-	2376	20	20	1,4	0,146
*	4256	20	20	2	0,205
*	2466	20	50	2	0,368
*	4849	20	70	2	0,476
-	2521	25	15	1	0,106
*	2550	30	15	2	0,233
*	2622	25	25	2	0,260
*	1904	25	23	1,5	0,165
-	2513	25	25	1	0,133
-	2397	30	15	1,5	0,176
*	2377	25	25	1,5	0,197
*	2399	30	20	1,8	0,234
*	2546	30	20	2	0,260
*	2519	30	20	1,3	0,171
*	2514	30	30	1,3	0,206
*	2378	30	30	1,5	0,238
*	2593	30	30	2	0,314
*	2380	30	30	3	0,462
*	2400	35	8	1,5	0,168
-	2381	35	35	2	0,367
-	2504	40	10	2	0,260
*	2401	40	20	1,2	0,191
*	2515	40	20	1,5	0,239
*	2547	40	20	2	0,314
*	2566	40	20	2,5	0,390
*	4632	40	30	3	0,521
*	2384	40	40	1,5	0,320
*	2385	40	40	2	0,421
*	1274	40	40	2,5	0,521




	Min.	Max.
a	15 mm	140 mm
b	15 mm	100 mm
s	1,2 mm	10 mm

VAR	PROFİL NO	a/ mm	b/ mm	s/ mm	kg/ m
*	2386	40	40	3	0,624
*	1980	40	40	5	1,016
*	2468	48	43	13,6	3,322
-	2404	50	20	1	0,187
*	2392	50	25	1,6	0,309
*	2393	50	25	1,8	0,347
*	2548	50	30	3	0,626
-	2390	50	50	2	0,529
*	2545	50	50	3	0,789
*	4165	50	50	4	1,040
*	1641	60	10	1,1	0,203
-	2406	60	20	1,5	0,318
*	1701	60	25	1,5	0,325
*	2505	60	25	2	0,450
*	2407	60	40	2	0,531
*	4300	60	50	4	1,149
*	2564	60	60	4	1,257
*	1618	69,5	8,3	1,5	0,307
*	1692	70	24	3,5	0,940
*	2408	70	50	3	0,951
*	2391	70	50	4	1,257
*	4068	75	50	5	1,626
*	2567	80	20	2,5	0,661
*	1693	80	27,5	3,5	0,978
*	2639	80	50	3	1,033
*	4301	80	50	4	1,366
*	2394	80	80	1,5	0,645
*	4464	90	90	10	4,607
*	2640	100	10	2	0,585
*	4314	100	30	2	0,694
*	2453	100	50	3	1,195
*	2452	100	50	4	1,583
*	4321	120	50	3	1,358
*	2456	120	50	4	1,799
*	2467	123	55	8	3,685
*	2460	150	50	4	2,125
*	5151	150	100	8	5,247
*	2462	180	50	4	2,500
*	2464	230	50	4	2,992
*	4318	250	50	5	3,997

T profiler 'T' section profiles

VAR	PROFİL NO	a/ mm	b/ mm	s/ mm	kg/ m
*	2237	25	25	1,5	0,198
-	2527	25	25	2	0,260
*	2240	30	30	2	0,313
*	2562	35	35	3	0,545
*	2249	50	50	2	0,507
*	2251	70	50	1,6	0,482

VAR	PROFİL NO	a/ mm	b/ mm	s/ mm	kg/ m
*	2250	70	50	1,8	0,545
*	2248	70	50	2	0,604
*	4125	80	60	2,2	0,848
*	5237	100	100	6	3,154
*	4465	140	90	10	5,962

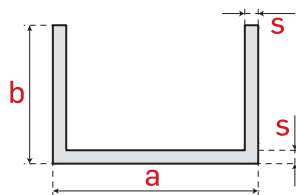


lama profiler flat bar profiles

	Min.	Max.
a	10 mm	150 mm
s	1,5 mm	50 mm

VAR	PROFİL NO	a/ mm	s/ mm	kg/ m
-	2560	10	4	0,108
*	2544	15	2	0,810
-	2507	20	2	0,108
*	2559	20	4	0,217
*	2543	20	5	0,271
*	2631	20	10	0,542
-	2497	25	2	0,135
-	1900	26,7	1,5	0,108
*	2474	30	3	0,243
*	2558	30	4	0,325
*	2569	30	5	0,406
*	2610	30	20	1,626
*	2120	30	25	2,033
*	2571	40	5	0,542
*	2122	40	8	0,867
*	2572	40	10	1,084
*	2611	40	15	1,355
*	2575	40	20	2,168
*	2578	40	25	2,710
*	4447	48,5	12,3	1,848
-	2512	50	2	0,271
*	4965	50	3	0,406
*	2570	50	5	0,677
*	2123	50	8	1,084
*	2612	50	10	1,355
*	2573	50	15	2,032

VAR	PROFİL NO	a/ mm	s/ mm	kg/ m
*	2596	50	20	2,710
*	2579	50	25	3,387
*	2580	50	30	4,065
*	2624	50	40	5,420
-	2582	60	4	0,648
*	2613	60	5	0,813
*	2499	60	12	1,951
*	2632	60	15	2,439
*	2576	60	20	3,252
*	2629	60	30	4,878
*	2582	60	40	6,504
*	2630	60	50	8,130
*	2574	70	15	2,845
*	2577	70	20	3,794
*	2581	70	30	5,691
*	2498	75	5	1,016
*	2489	80	5	1,084
*	2486	80	10	2,168
*	2628	80	15	3,252
*	2583	80	40	8,672
*	2588	100	10	2,710
*	4254	100	12	3,252
*	2589	100	15	4,065
*	2626	100	20	5,420
*	2627	120	10	3,252
*	2590	120	15	4,878
*	2592	150	15	6,097



U profiler 'U' section profiles


	Min.	Max.
a	8,6 mm	150 mm
b	8 mm	80 mm
s	1 mm	6 mm

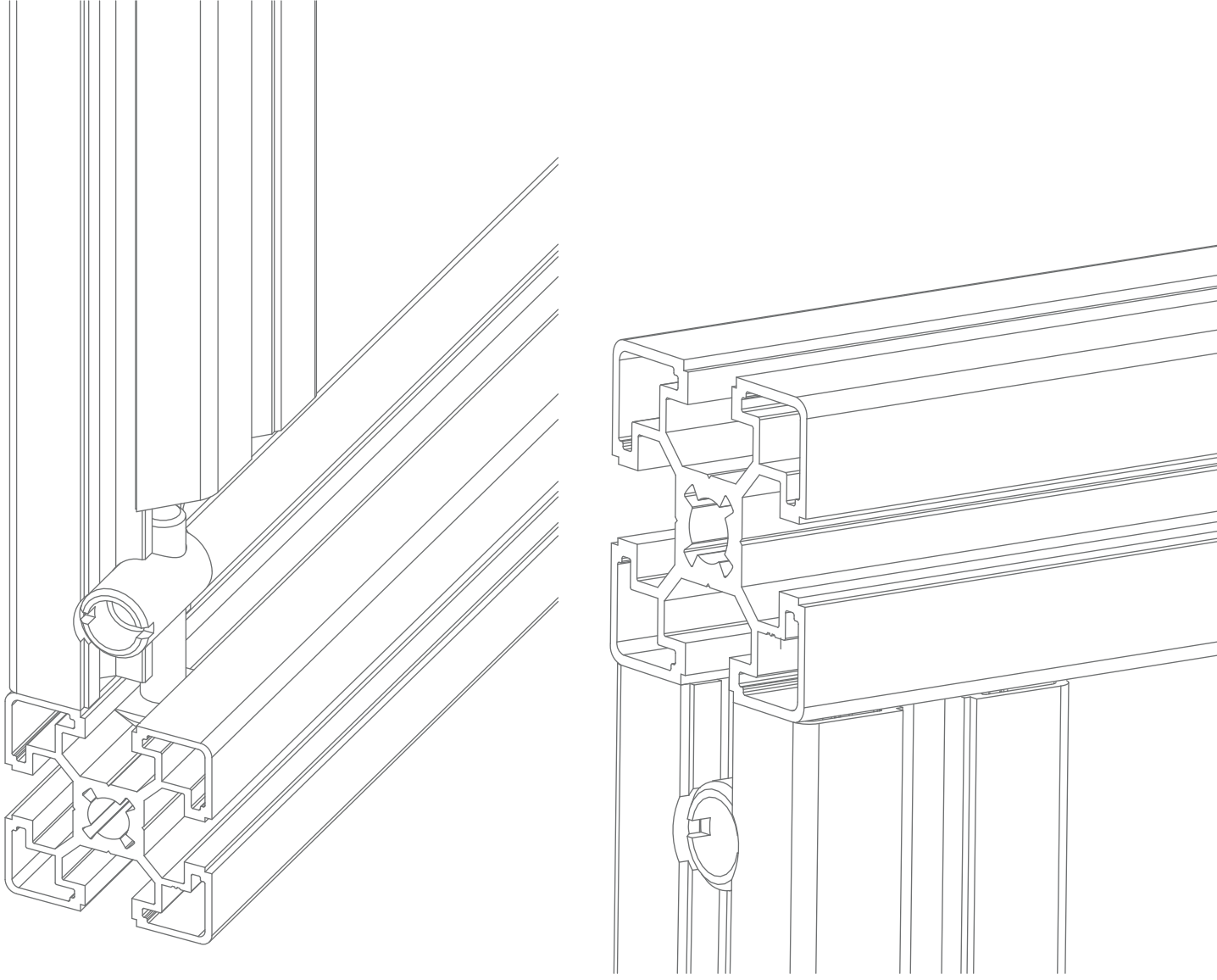
VAR	PROFİL NO	a/ mm	b/ mm	s/ mm	kg/ m
-	2556	8,6	12	1,3	0,106
-	2526	10	15	1	0,103
*	2555	10	18	1,5	0,173
*	2563	20	8	1	0,092
*	2524	12	8,6	1,3	0,095
*	1687	10	10	1,2	0,090
-	2539	12	10	1,5	0,117
*	2551	15	10	1	0,103
*	2528	15	10	1,5	0,130
*	2510	15	15	1,5	0,171
*	4553	15	15	2	0,222
*	2529	16	13	1,5	0,157
*	2496	18	20	1,3	0,195
-	1853	18	25	2	0,347
*	2495	19	15	1,5	0,187
*	2179	19	20	1	0,155
*	2530	20	10	1,5	0,149
*	2557	20	20	1,2	0,187

VAR	PROFİL NO	a/ mm	b/ mm	s/ mm	kg/ m
*	2508	20	20	1,5	0,230
*	2138	20	20	2	0,304
*	4428	20,8	15	1,2	0,157
*	2531	22	10	1,5	0,158
*	2561	22	15	1,5	0,198
*	2174	22,4	13	1,2	0,149
*	2180	25	8	1	0,106
*	2158	25	25	2	0,383
*	2552	30	20	2	0,358
-	2161	35	35	2	0,545
*	1975	40	10	2	0,295
*	2163	40	20	2	0,410
*	2164	40	30	3	0,764
*	2165	40	40	3	0,899
*	5206	49	25	1,5	0,390
*	1659	94	80	4	2,615
*	4071	100	70	6	4,032
*	1745	113,5	80	4	2,821

sigma & industrial profiles

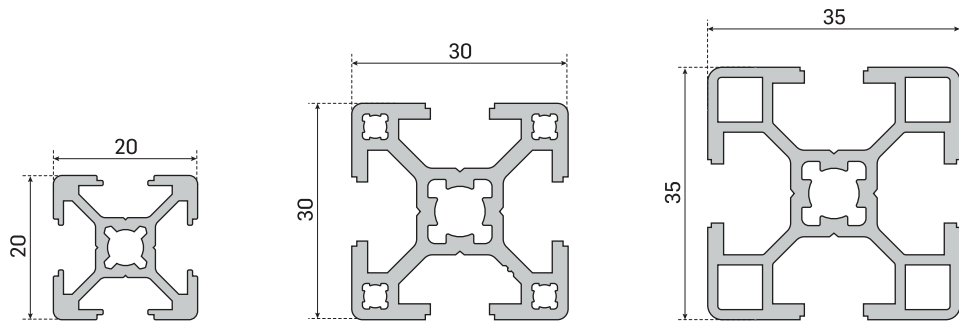
sigma & endüstriyel
profiller





Arfen Alüminyum müşterilerinin ihtiyaçlarına özgü ürün tasarım ve kalıp imalatı beraberinde farklı alaşım ihtiyaçlarına cevap vermektedir. Arfen Alüminyum Özel makine ve ekipmanları sayesinde AA 6005, 6060, 6061, 6063, 6082 alaşımları ile imalat yapabilmektedir.


ARFEN ALUMINIUM responds the specific needs of customers with its product design and mold manufacturing and various alloys. Arfen Aluminum thanks to its special machines and equipments; can manufacture with AA 6005, 6060, 6061, 6063, 6082 alloys.



Sigma Profiller

VAR	PROFİL NO	TANIM	KESİT	KANAL (mm)	kg / mm
*	1574	90x30		8	2,263
*	1635	90x45		10	2,569
*	1689	90x90		10	5,447
*	1696	60x30		8	1,523
*	1697	60x45		10	2,488
*	1698	90x45(H)		10	2,035
*	1699	45x45		10	1,588
*	1700	30x30		8	0,864
*	1702	20x20		6	0,390
*	1703	40x40(H)		10	1,146
*	1707	80x40 3K		10	2,068
*	1708	40x40 2K		10	1,295
*	1714	45x45(H)		10	1,160
*	1730	78x45		10	3,467
*	1731	45x45(A)		10	2,092
*	1775	35x35		8	0,965
*	1777	45x45 2K		10	1,547
*	1811	80x40(A)		8	3,237

VAR	PROFİL NO	TANIM	KESİT	KANAL (mm)	kg / mm
*	1812	40x40(A)		8	1,984
*	1813	60x60		8	3,000
*	1814	50x50		10	2,599
*	1815	80x40(H)		10	1,957
*	1898	180x45		10	6,558
*	1901	100x50		10	4,558
*	1902	25x25		6	0,575
*	1944	80x80		8	5,320
*	4889	100x100		10	6,913
*	4897	135x90		10	9,149
*	4928	90x45 3K		10	2,802
*	5006	30x30(H)		8	0,780
*	5055	40x40(A)		10	1,661



Özel Tasarım Endüstriyel Kalıplar

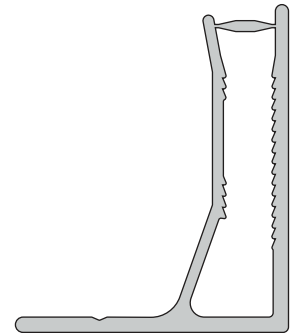
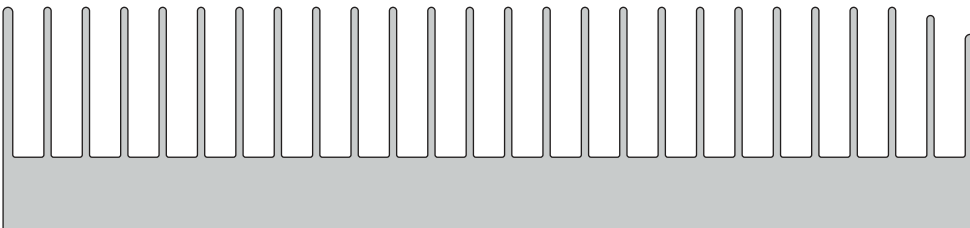

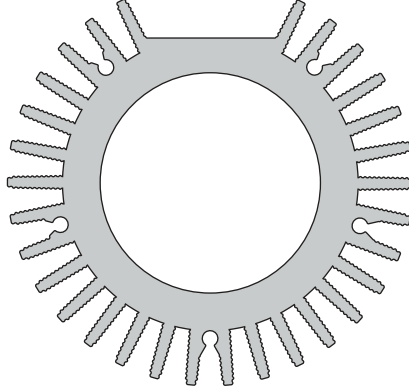

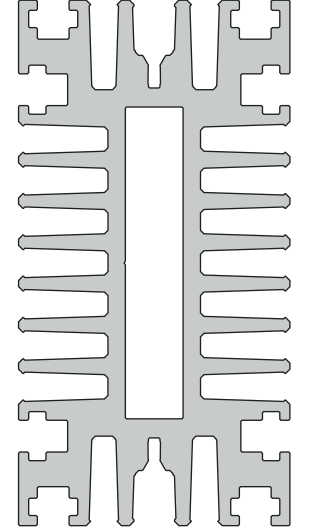
Bünyemizde barındırdığımız, modern ve yeni ekipmanlarla donatılmış kalıphane departmanı ile en zorlu ve karmaşık kalıplarınız tarafımızca çözümlenerek müşterilerimize yüksek kalitede hizmet vermeye odaklanmaktadır.

Müşterilerimizin, hayalini kurarak tasarımlarını gerçekleştirdikleri profillerinin kalıp imalat ve üretim aşamasında en büyük destekçisi ve partneriyiz. Sizlerin de tasarımını gerçekleştirdiğiniz ve üretirmek istediğiniz profilleriniz var ise satış ekibimiz ile iletişime geçebilirsiniz.

With our molding department which is equipped with modern and new equipment, we focus on providing high quality service to our customers by solving your most challenging and complex molds.

We are the biggest supporter and partner of our customers in the mold manufacturing and production stages of the profiles they dream of and realize their designs.

If you have profiles that you have designed and want to have produced, you can contact our sales team.



4124 - F Profili / 0,293 kg/mt



Vinci

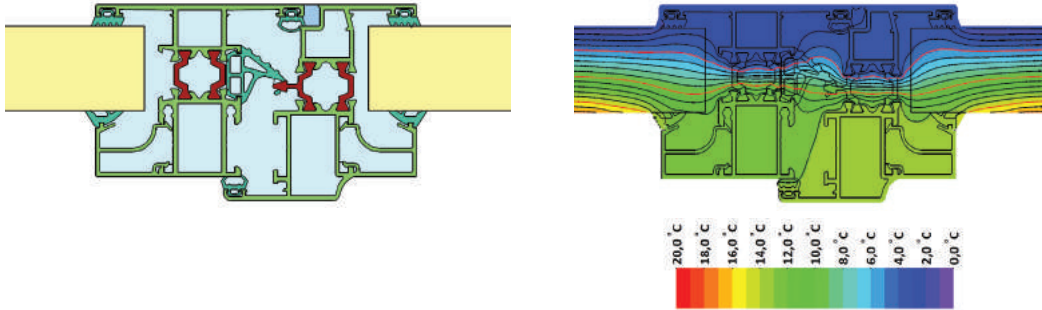
ısı yalıtımlı alüminyum
kapı pencere sistemleri

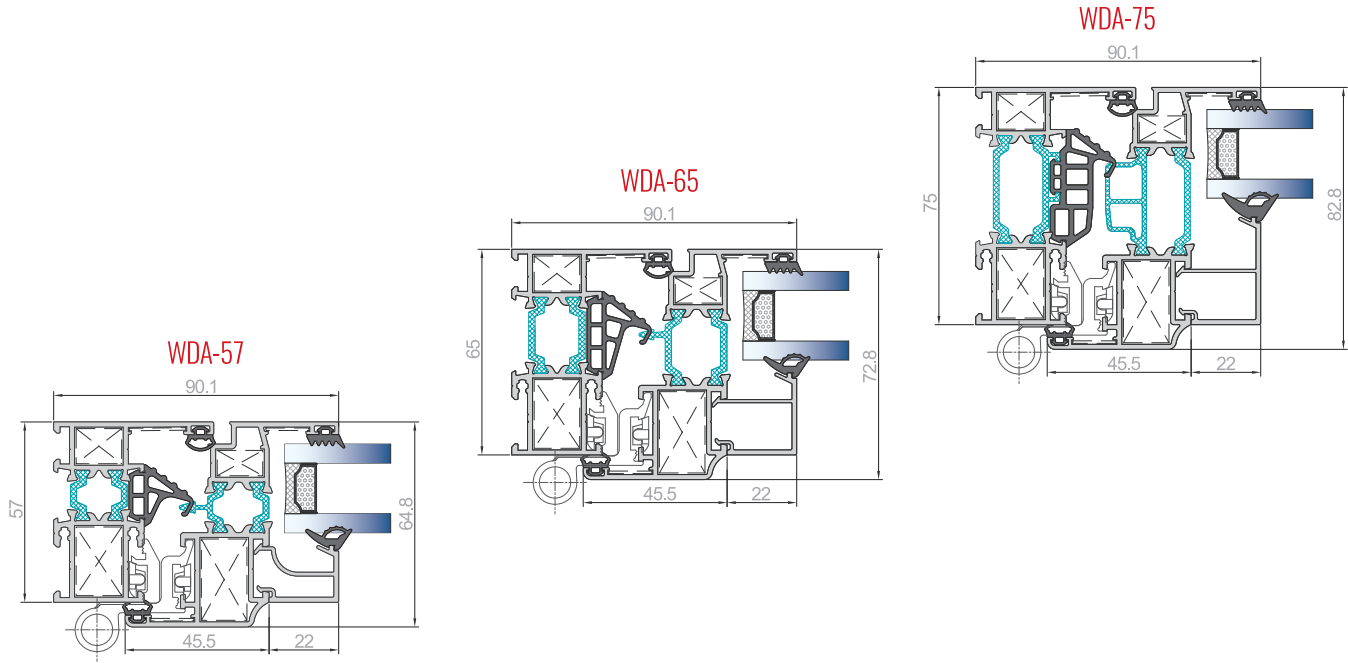




Vinci Mimari sistemler günümüzde ihtiyaç olunan tüm beklentilere karşılık verebilecek şekilde tasarlandı. Menteşeli sistemlerdeki en önemli performans kriterleri olan ısı yalıtım ve hava-su sızdırmazlık performansları, sistemlerin bariyer konumlandırması ile ısı yalıtım performansını en iyi seviyeye taşıyacak şekilde ayarlanmıştır. Bununla birlikte sızdırmazlık konusunda sistemin 3 contalı yapısı ve özel havalandırma metodu sayesinde maksimum sızdırmazlık değerlerine ulaşmak mümkündür.

Vinci Architectural Systems have been designed to response all actual expectations. Thermal insulation and air-water impermeability performances, which are the most important performance criteria in hinged systems, have been adjusted to maximize the thermal insulation performance of the systems with insulating barrier positioning. However, the system can be reach maximum impermeability values with 3 gasket structure and special ventilation method.





SİSTEMLER / SYSTEMS	WDA-57	WDA-65	WDA-75
Kasa Derinliği / Frame Depth	57	65	75
Kanat Derinliği / Sash Depth	64,8	72,8	82,8
Profil Et Kalınlığı / Profile Wall Thickness	1.6 mm - 2.0 mm		
Cam Kalınlığı / Glass Thickness	6 - 41	6 - 49	16 - 51
Isı Bariyerleri / Insulation Bars	16	24	34
Isı Yalıtım Değeri (Uf) / Thermal Insulation Value (Uf)	2.23 W/m²K 3.12 W/m²K	1.85 W/m²K 2.67 W/m²K	1.70 W/m²K 2.38 W/m²K
Sabit Doğrama İçin Minimum Görünen Genişlik / Minimum Sightline Fixed Frame	50,6		
İçe Açılır Doğrama İçin Minimum Görünen Genişlik / Minimum Sightline Window With Inward Opening Vent	90,1		
Orta Kayıt Profili Minimum Görünen Genişlik / Minimum Sightline Transom	72,6		
Cam Çıtası Görünen Yüksekliği / Rehate Height	22		

KULLANIM SEÇENEKLERİ / APPLICATION ALTERNATIVES	PENCERE / WINDOW	KAPI / DOOR
İçe Açılır Binili / Inward Opening Step	•	•
Dışa Açılır Binili / Outside Opening Step	•	•
İçe Açılır Hemyüz / Inward Opening Flush		•
Dışa Açılır Hemyüz / Outside Opening Flush		•
Çift Eksen / Tilt & Turn	•	•
Paralel / Tilt & Slide	•	•
Katlanır / Folding	•	•

PERFORMANS KRİTERİ / PERFORMANCE CRİTERİA	SİNİFİ / CLASSIFICATION	KAPI / DOOR
Hava geçirgenliği / Air permeability	Class 4 - 600 Pa	EN 1026 - EN 12207
Su geçirimsizliği / Water impermeability	E900 - 900 Pa	EN 1027 - EN 12208
Rüzgara karşı dayanım / Resistance to wind	C5 - 2000 Pa Security 3000 Pa	EN 12210 - EN 12211

*Not: Yukarıda bulunan değerler WDA-65 serisinin bağımsız test laboratuvarında yapılan testlere istinaden belirtilmiştir.

İlgilendiğiniz sisteme ait test raporu talepleriniz için satış ekibimiz ile iletişime geçebilirsiniz.

*Note: The values found above are based on the tests performed in the independent test laboratory of the WDA-65 series.

You can contact our sales team for your test report requests for the system you are interested in.

"Vinci Mimari sistemler sahip olduğu özel profil yapısı ve geniş kasa&kanat yaklaşma açısı sayesinde 16mm'den başlayıp 40 mm'ye ulaşan ısı bariyeri kullanım aralığı sunmaktadır. Dolayısıyla sistemin mevcut profil yapısını değiştirmeden sadece ısı bariyeri değişimiyle daha üst yalıtım seviyelerine kolaylıkla ulaşılabilmektedir.

Vinci Mimari sistemler sahip olduğu düşük çalışma boşlukları, dar ısı yüzeyleri ve doğru ısı bariyeri hizalamaları sayesinde ısı yalıtım diyagramlarında doğrusal izoterm çizgileri oluşturabilmektedir. Bunun sonucu olarak, ısı yalıtım hattı bozulma göstermeden devam etmekte olup 16mm'lik bariyer kullanımıyla bile 2,23 W/m²K'ya varan Uf değerlerine ulaşılabilmektedir.

Sisteminin tüm detay çözümlerinde kullanılan kasa ve orta kayıtlar aynı profillerdir. Bu sayede kasa ve orta kayıtlar rahatlıkla stok tutulabilmektedir. İstenilen sistem çözümüne göre sadece uygun kanatları seçmek yeterlidir.

Sistemlerdeki köşe takozları, köşe çavuşları, fitiller gibi tüm detaylarda yer alan aksesuarlar çoğunlukla ortak yapıdadır. Bu sayede sistemde kullanılan aksesuar çeşitliliği azalmaktadır. Bunun bir getirisi olarak üretim maliyetleri düşerken yaşanabilecek olası kalite problemi riskleri de minimuma inmektedir."

"Due to the special profile structure and large frame&sash approaching angle, Vinci system provides usage aperture for insulating bars of from 16 mm to 40mm. Therefore, without changing the existing profile structure of the system Vinci system could be easily upgraded to the higher thermal levels with only an insulating bar change.


Due to the small working spaces, narrow thermal surfaces and correct insulating bar alignments, Vinci Architectural systems has linear isotherm lines at thermal insulation diagrams. As a consequence, the thermal isotherm line continues without any deterioration and Uf values of up to 2.23 W/m²K can be reached even with the use of a 16mm barrier.

Transom-Mullion and frames using all of the detail solutions are the same profiles. So, they can be easily stock. It is sufficient to select the appropriate sash profile according to the desired system solution.

Sort of accessories such as corner cleats, corner alignments, gaskets include all details are generally common in Vinci system. Therefore, accessory variation have been reduced. As a result of this, while the production costs decrease, the possible risks of quality problems are also minimized."


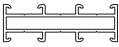


















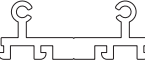
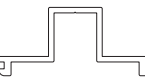


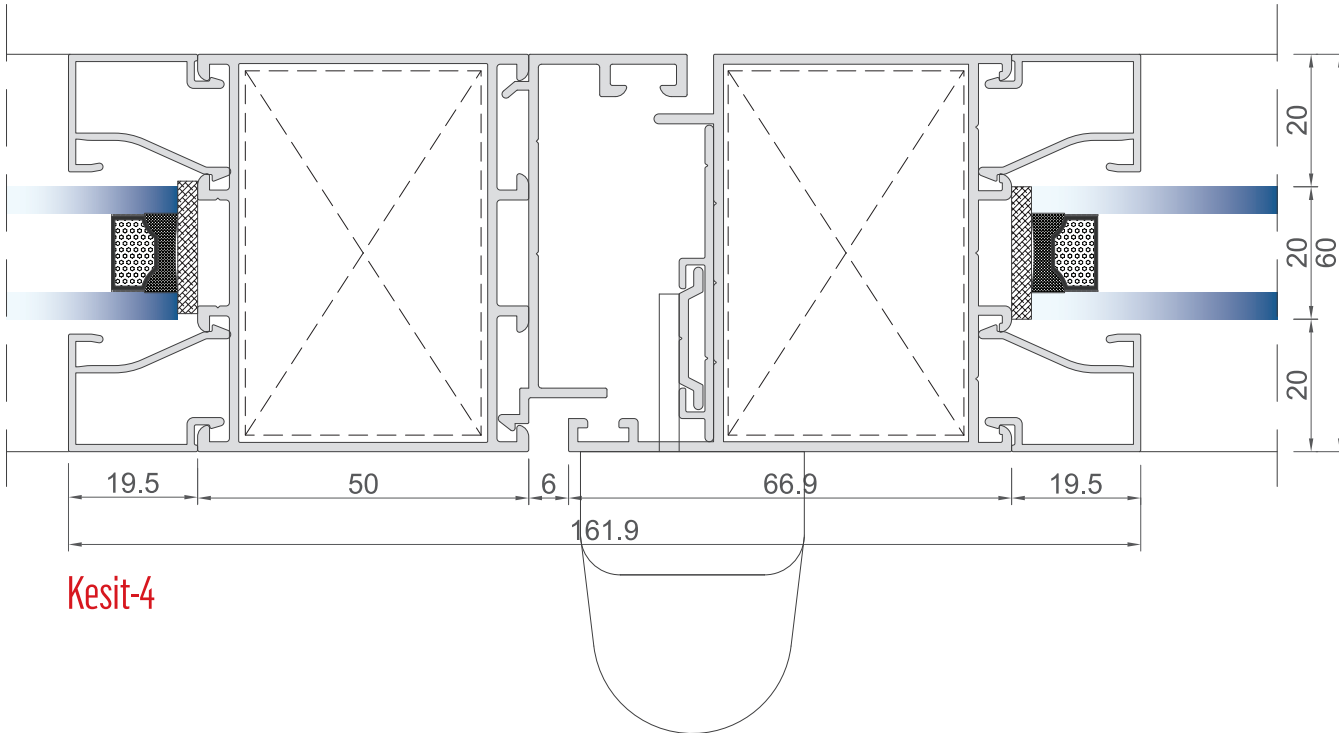
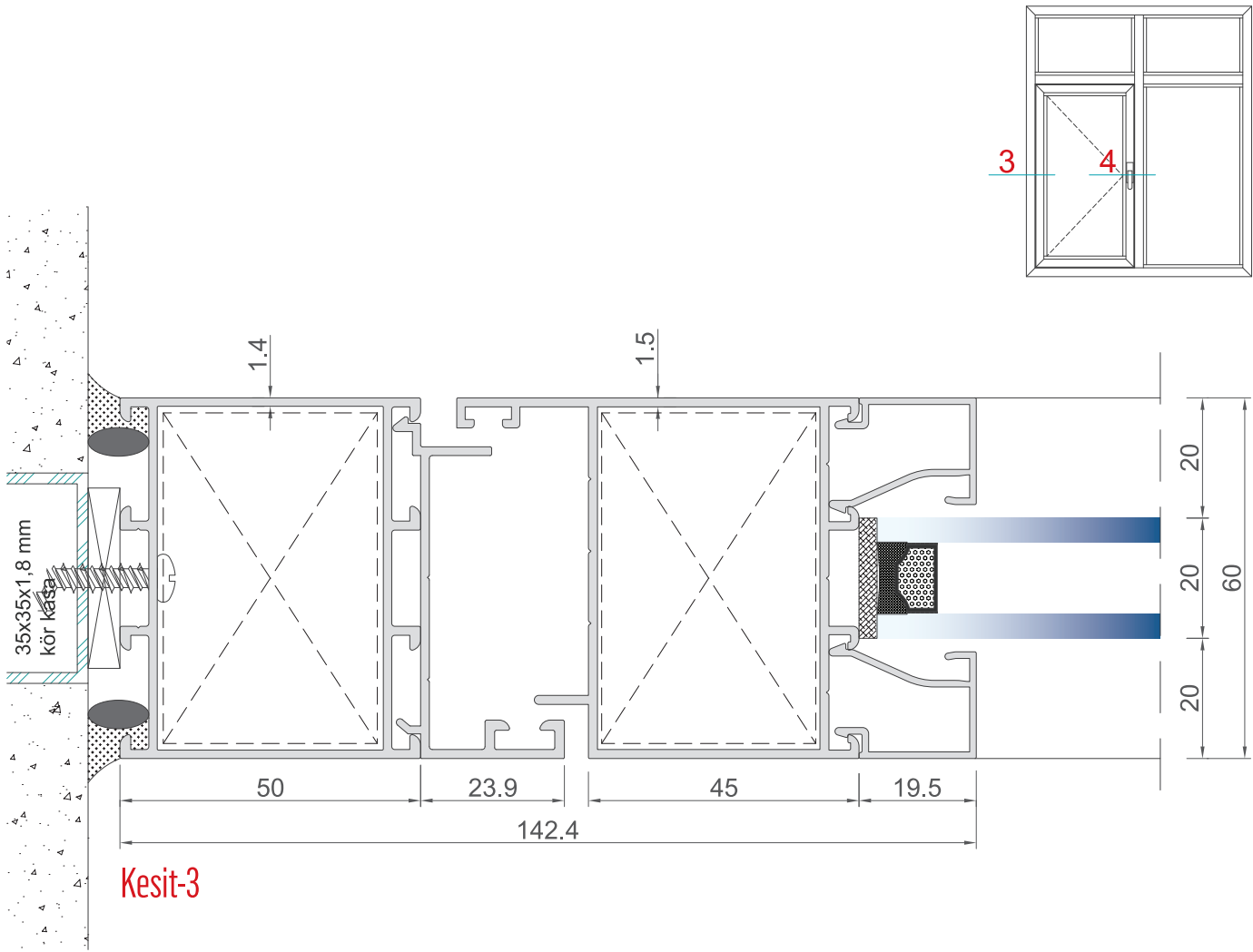
non-thermal insulation window and door profiles

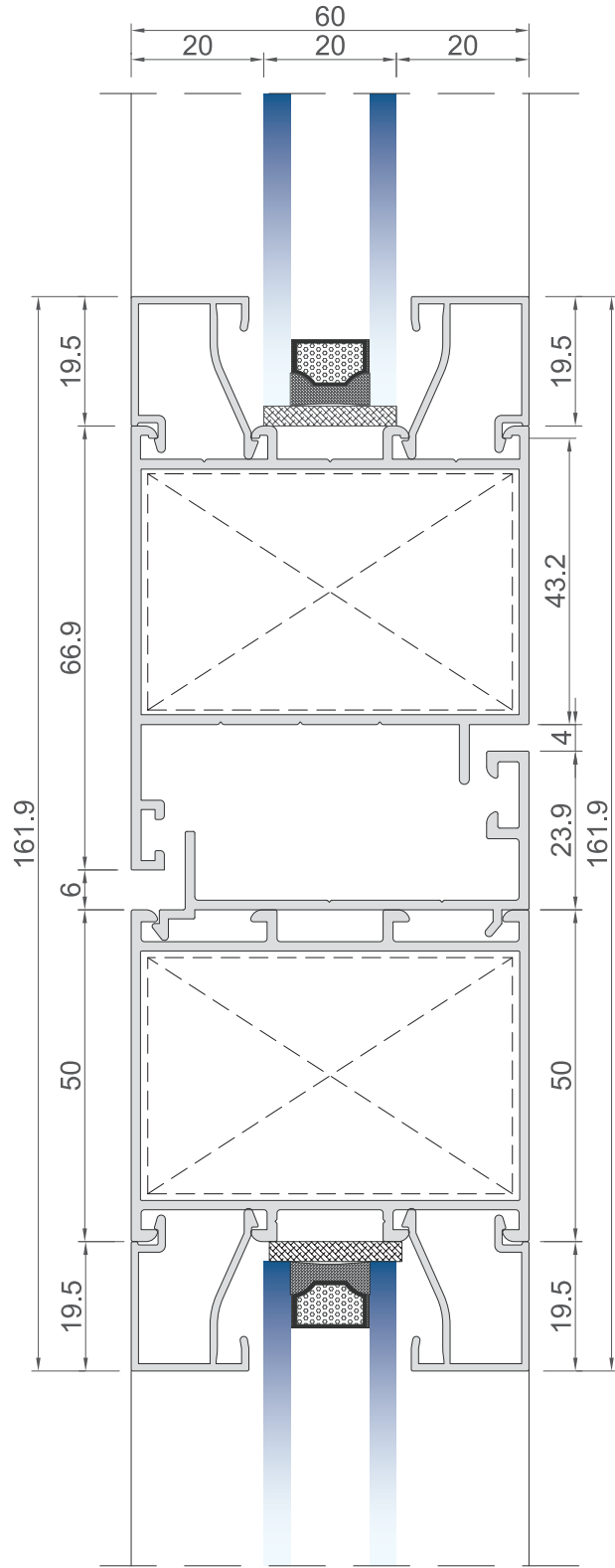


ısı yalıtımsız doğrama profilleri

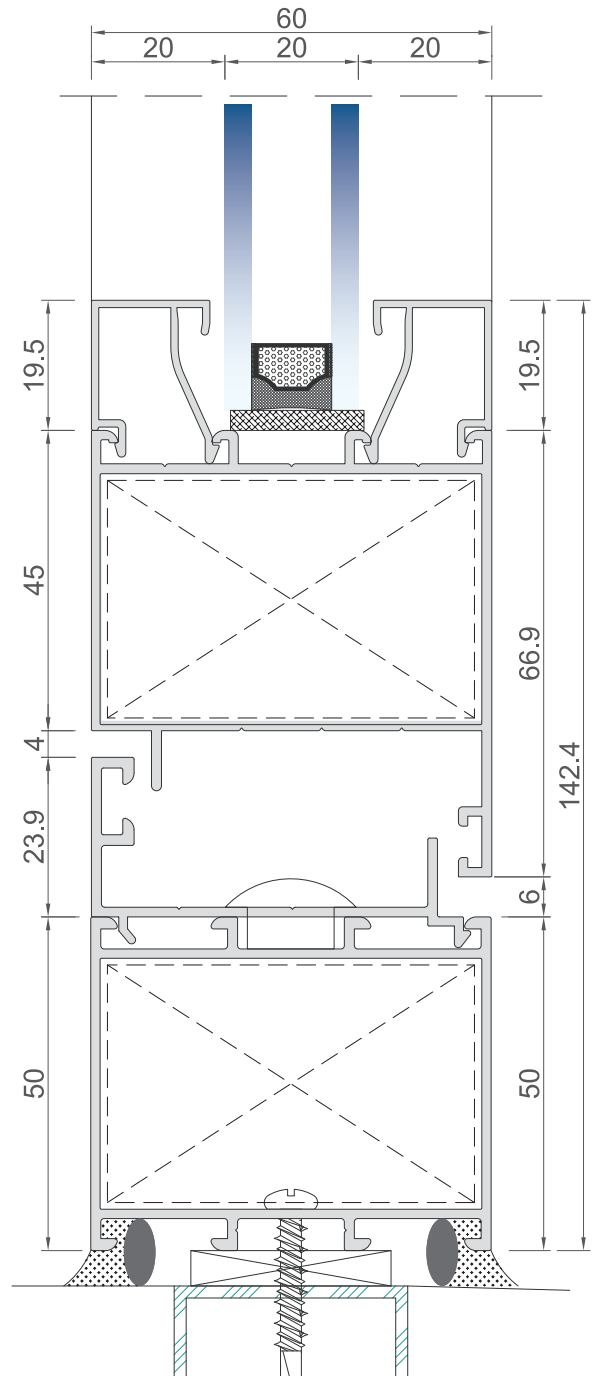
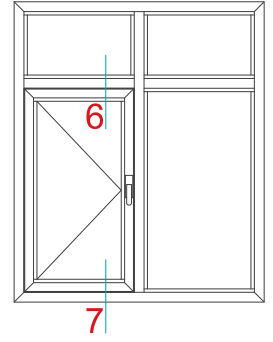


ISI YALITIMSIZ DOĞRAMA PROFİLLERİ / NON-THERMAL INSULATION WINDOW AND DOOR PROFILES			
Resim Picture	Profil No Profile No	Profil Adı Profile Name	Ağırlık / Weight (Kg/mt)
	3011	Kasa ve Orta Profil Main Profile	1,009
	3005	Dar Kasa ve Orta Profil Narrow Main Profile	0,761
	3016	Kanat Profili Wing Profile	1,060
	3012	Geniş Kasa ve Orta Profil Wide Main Profile	1,412
	3015	Etek - Tekmelik Profili Kick Plate Profile	1,527
	3000	8 mm Cam Çıtası 8 mm Window Moulding Profile	0,245
	3001	12 mm Cam Çıtası 12 mm Window Moulding Profile	0,239
	3002	16 mm Cam Çıtası 16 mm Window Moulding Profile	0,233
	3003	20 mm Cam Çıtası 20 mm Window Moulding Profile	0,227
	3004	24 mm Cam Çıtası 24 mm Window Moulding Profile	0,222
	3009	Pencere Adaptörü Additional Window Adaptor Profile	0,217
	3010	Kapı Kanat Adaptörü Door Wing Adaptor	0,422
	3006	Çarpma Adaptör Profili Double Wing Adaptor	0,308
	3008	Pencere Adaptörü Window Adaptor	0,207
	3007	Tij Profili Steam Profile	0,090
	3014	Takviyeli Vitrin Profili Column Profile	1,865
	3019	'U' Bini 'U' Connector	0,797
	3018	Dar Köşe Takoza Narrow Corner Joiner	1,638
	3017	Köşe Takoza Corner Joiner	2,709
	3013	90° Köşe Dönüş Profili 90° Corner Profile	1,038
	4394	Kayıt Çektirme Profili Connecting Profile For Mullion	1,081
	4395	Etek Tekmelik Bağlantı Profili Connecting Profile For Kick Plate	0,582



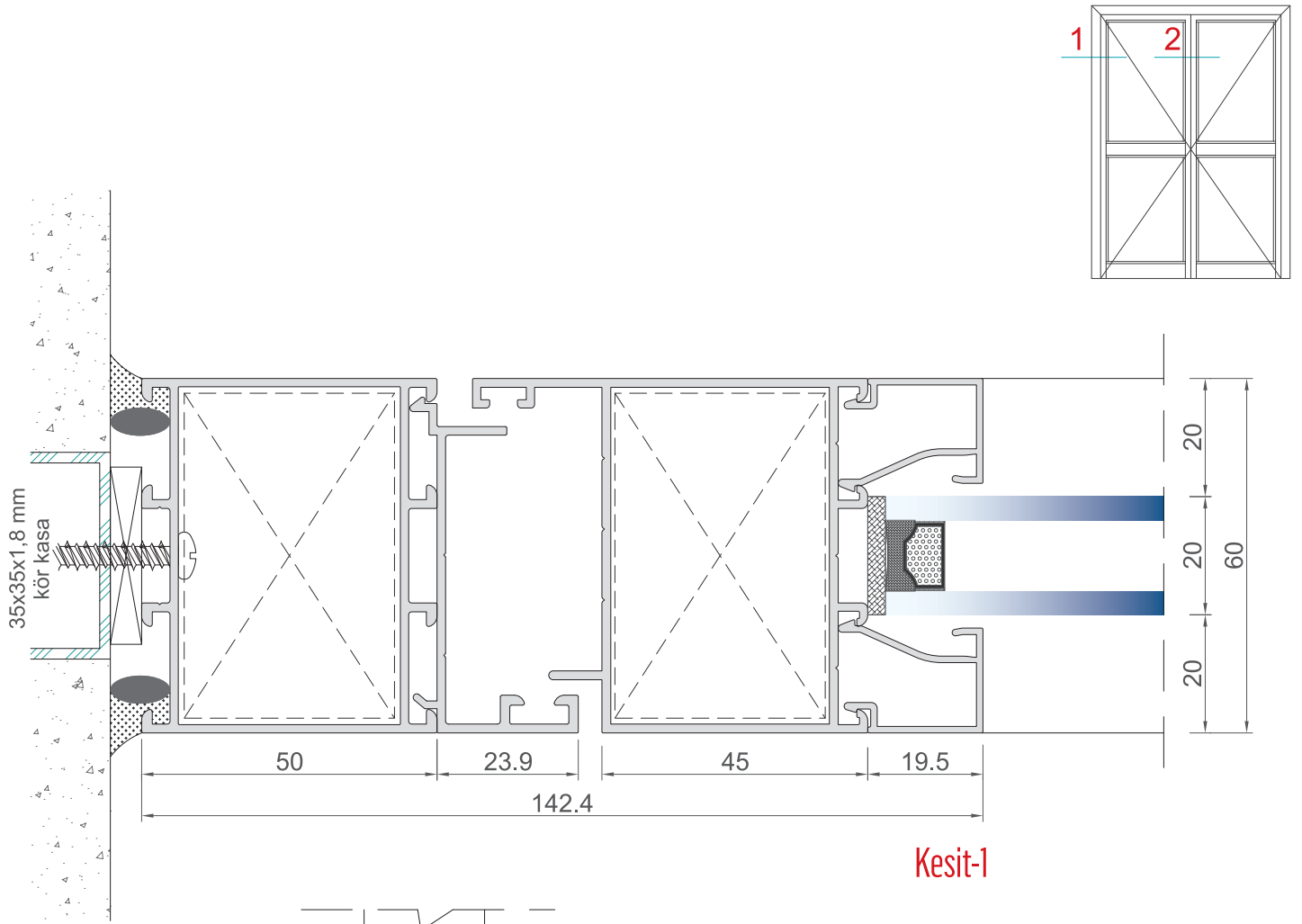


Kesit-6

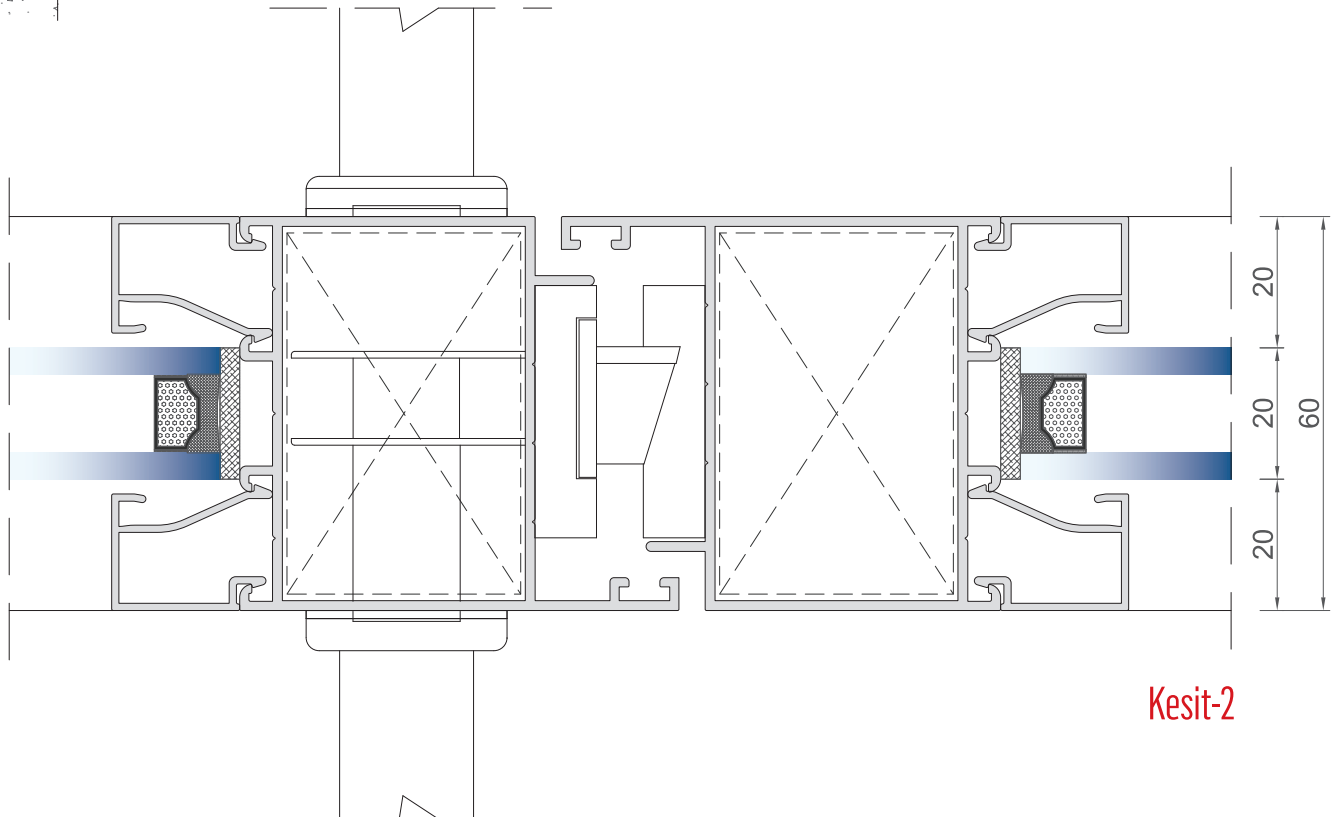


35x35x1,8 mm Kör Kasa

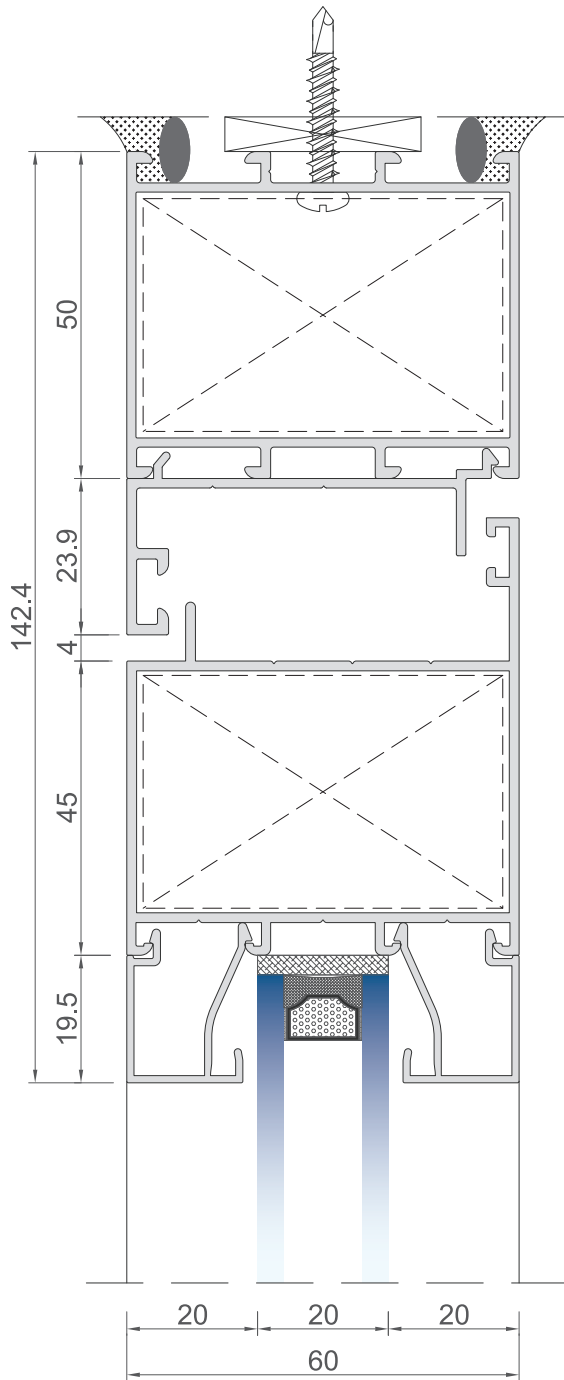
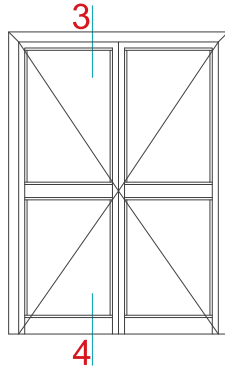
Kesit-7



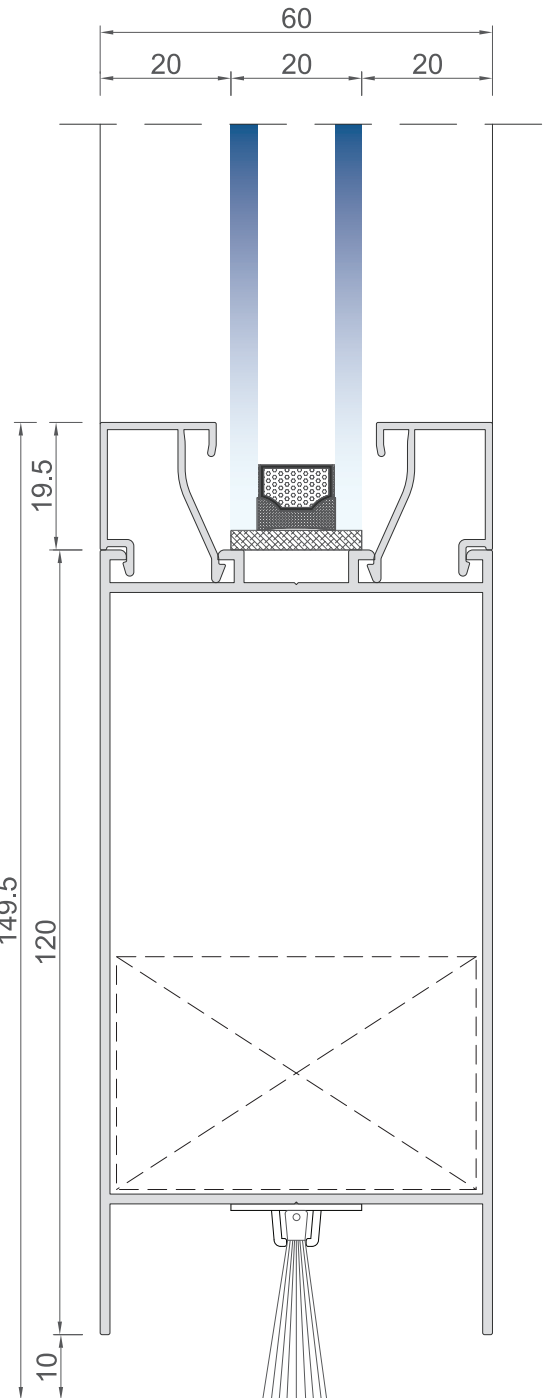
Kesit-1



Kesit-2

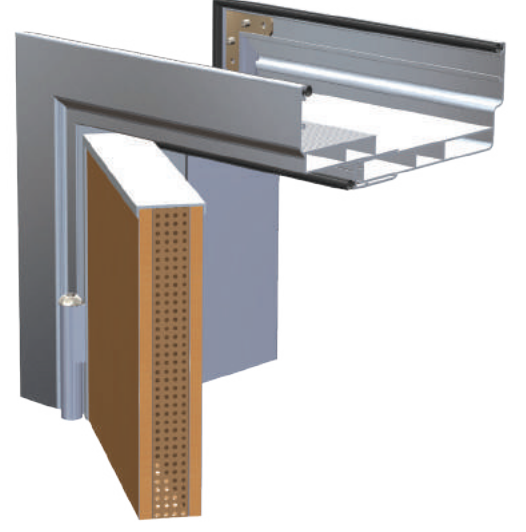


Kesit-3
















Kesit-4









adjustable doorframes



ayarlanabilir
kapı kasaları

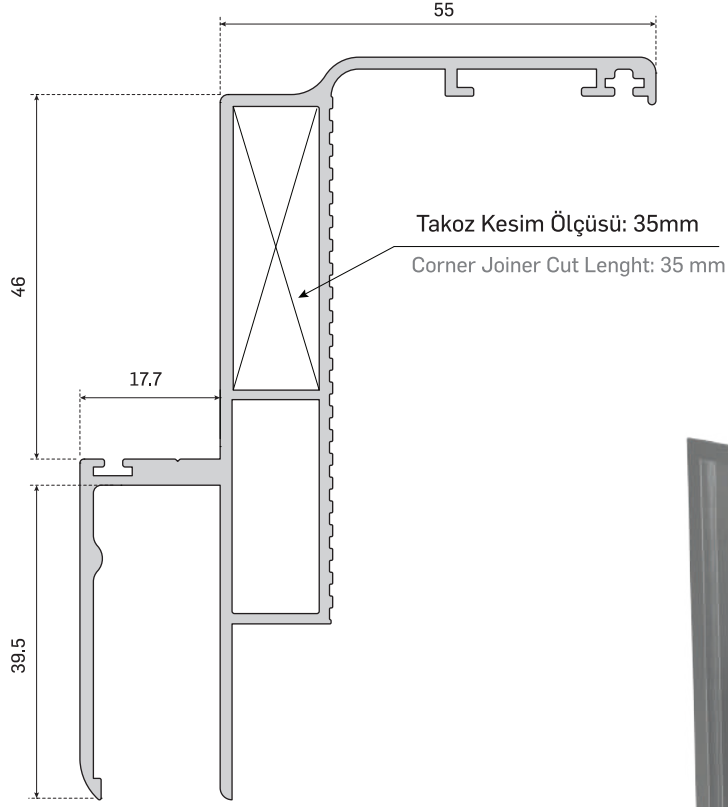


AYARLI KAPI KASASI PROFİLLERİ / ADJUSTABLE DOOR FRAME PROFILES				
Resim Picture	Profil No Profile No	Profil Adı Profile Name	Kapı Tipi ve Duvar Kalınlığı Door Type & Wall Thickness	Ağırlık / Weight (Kg/mt)
	1570	Kasa Profili Main Frame	Tüm kapı tiplerinde kullanılır. Used for all door types.	1,340
	1571	Pervaz Profili Jamb Frame	K1 - 95 mm / 125 mm	0,800
	1617	Pervaz Profili Jamb Frame	K2 - 95 mm / 125 mm K5 - 215 mm / 245 mm	1,050
	1619	Pervaz Profili Jamb Frame	K3 - 155 mm / 185 mm K6 - 245 mm / 275 mm	1,340
	1633	Pervaz Profili Jamb Frame	K4 - 185 mm / 215 mm K7 - 275 mm / 305 mm	1,610
	1581	Pervaz Ek Profili Jamb Additional Frame	K5 - 215 mm / 245 mm K6 - 245 mm / 275 mm K7 - 275 mm / 305 mm	0,690
	1896	Kapı Kanat Profili Door Wing Frame	Tüm kapı tiplerinde kullanılır. Used for all door types.	0,200
	1572	Kapı Kanat Profili Door Wing Frame	Tüm kapı tiplerinde kullanılır. Used for all door types.	0,436
	1423	Kasa Profili Main Frame	Tüm kapı tiplerinde kullanılır. Used for all door types	1,282
	1424	Pervaz Profili Jamb Frame	Tüm kapı tiplerinde kullanılır. Used for all door types	0,789
	1426	Pervaz Profili 2 Jamb Frame 2	Tüm kapı tiplerinde kullanılır. Used for all door types	0,949
	1427	Pervaz Ek Profili Jamb Additional Frame	Tüm kapı tiplerinde kullanılır. Used for all door types	0,420
	1425	Pervaz Ek Profili 2 Jamb Additional Frame 2	Tüm kapı tiplerinde kullanılır. Used for all door types	0,542

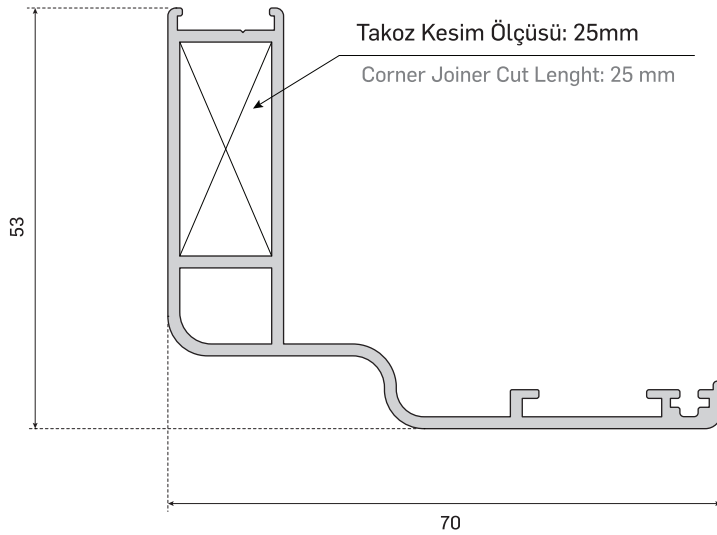
AYARLI KAPI KASASI AKSESUARLARI / ADJUSTABLE DOOR FRAME ACCESSORIES			
Resim Picture	Kod Code	Ürün Adı Name	Paket Adedi Count
	122.0015	Köşe Takoza (25 mm) Aluminium Corner Joiner (25 mm)	100 adet
	122.0014	Köşe Takoza (35 mm) Aluminium Corner Joiner (35 mm)	100 adet
	122.0014	Köşe Sacı Steel Corner Joiner	100 adet
	204.8040	Kapı Balon Fitol Bellow Seal	250 mt / rulo
	123.0090	Setskur Vida M5 Set Screw	100 adet
	123.0091	Yhb Vida (4,9 x 35 mm) Ctsk Flat Screw (4,9 x 35 mm)	100 adet
	123.0092	Yhb Vida (4,9 x 25 mm) Ctsk Flat Screw (4,9 x 25 mm)	100 adet
	122.0016	İtalyan Köşe Takoza Solid Corner Joiner	100 adet

Arfen ayarlanabilir kapı kasa profilleri eloksal kaplama, elektrostatik boya, ahşap dekor kaplama ve pvc kaplama dekor ve renk özellikleri ile temin edilebilmektedir. Tamamlayıcı, menfez ve süpürgelik aksesuarları sayesinde mimariye tam uyum sağlar. Çarpma kapı modellerinde kullanıldığı gibi sürgülü kapı modelleri için de uygulama kolaylığı sunmaktadır.

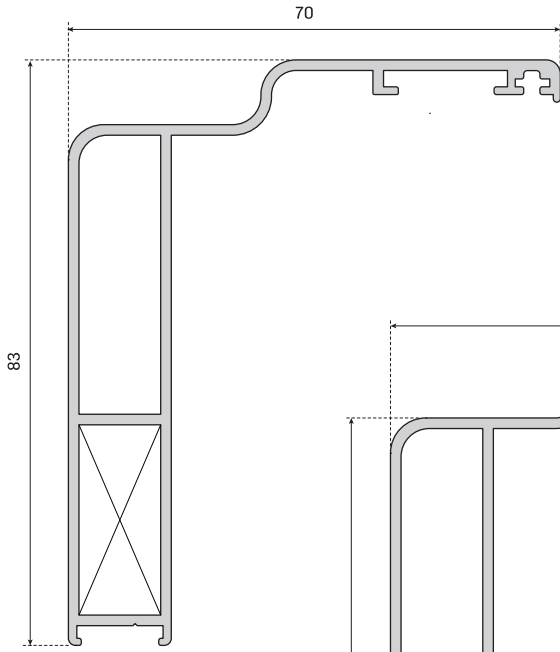
Arfen adjustable door frame profiles are available with anodizing, electrostatic painting, wood decor coating and pvc coating decor and color features. Complementary, louvres and skirting accessories allow the architect to fully adapt. It is used for impact door models as well as application easiness for sliding door models.



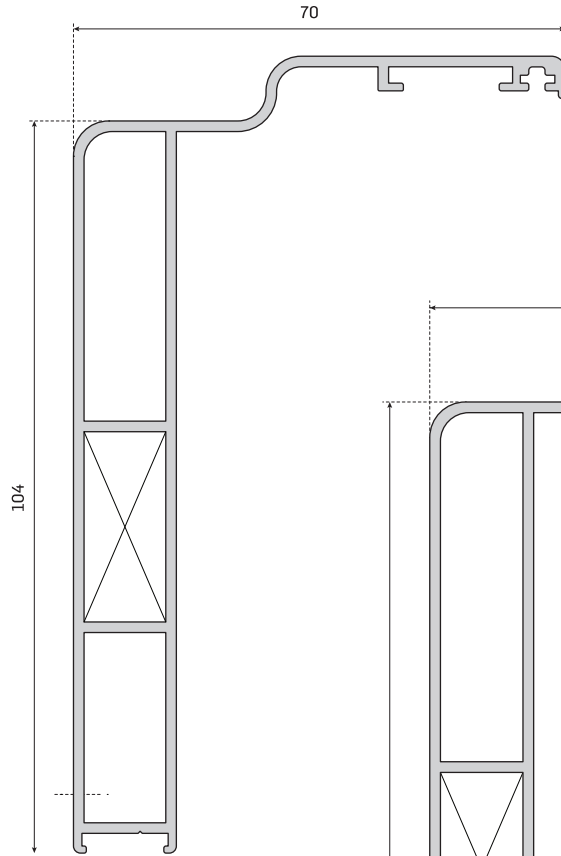
KASA PROFİLİ MAIN FRAME	
Profil No Profile No	1570
Birim Ağırlık Unit weight	1,340 Kg/mt



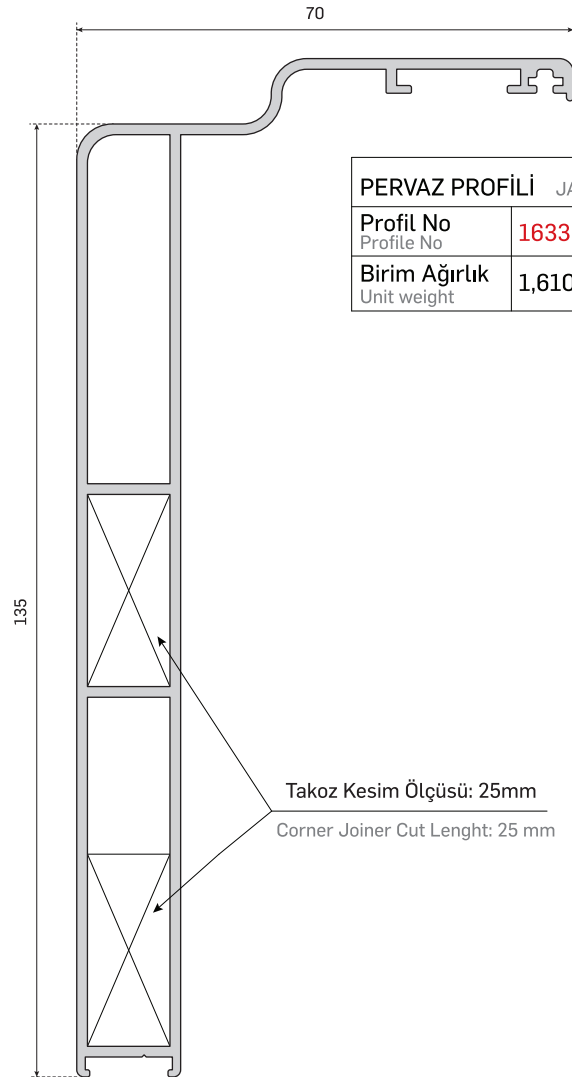
PERVAZ PROFİLİ JAMB FRAME	
Profil No Profile No	1571
Birim Ağırlık Unit weight	0,800 Kg/mt



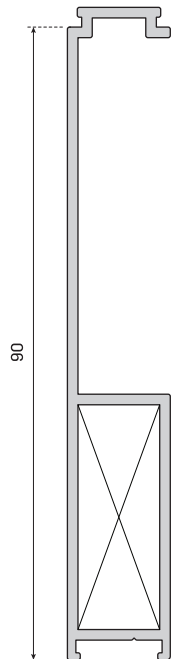
PERVAZ PROFİLİ JAMB FRAME	
Profil No Profile No	1617
Birim Ağırlık Unit weight	1,050 Kg/mt



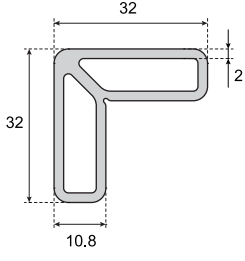
PERVAZ PROFİLİ JAMB FRAME	
Profil No Profile No	1619
Birim Ağırlık Unit weight	1,340 Kg/mt



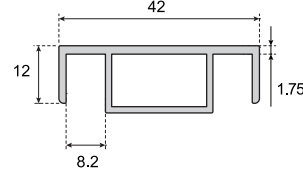
PERVAZ PROFİLİ JAMB FRAME	
Profil No Profile No	1633
Birim Ağırlık Unit weight	1,610 Kg/mt



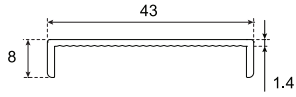
PERVAZ EK PROFİLİ JAMB ADDITIONAL FRAME	
Profil No Profile No	1581
Birim Ağırlık Unit weight	0,690 Kg/mt



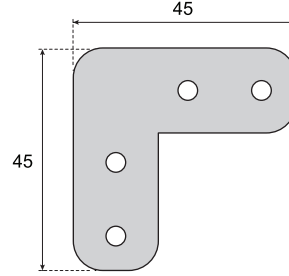
KÖŞE TAKOZU ALUMINIUM CORNER JOINER	
Profil No Profile No	1960
Birim Ağırlık Unit weight	0,700 Kg/mt



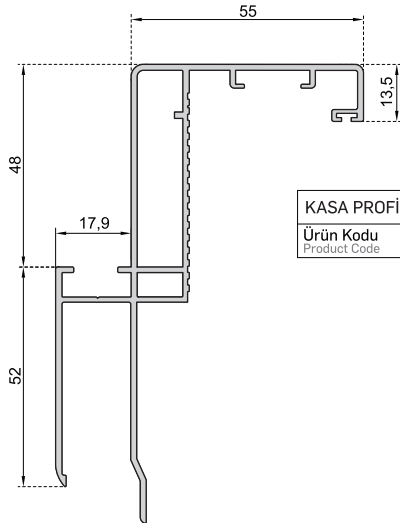
KAPI KANAT PROFİLİ DOOR WING FRAME	
Profil No Profile No	1572
Birim Ağırlık Unit weight	0,436 Kg/mt



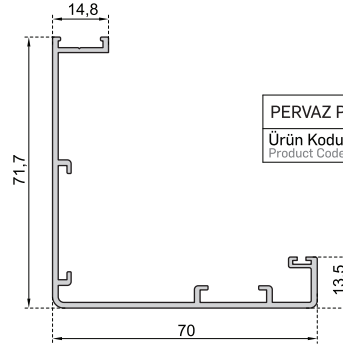
KAPI KANAT PROFİLİ DOOR WING FRAME	
Profil No Profile No	1896
Birim Ağırlık Unit weight	0,200 Kg/mt



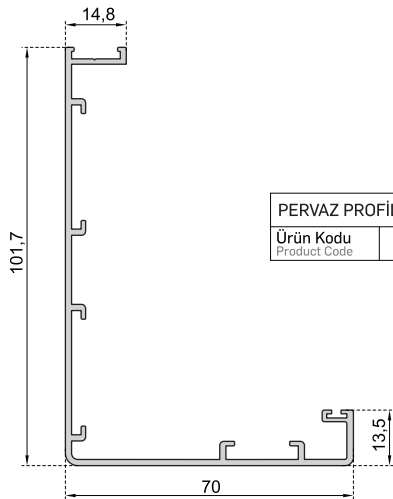
KÖŞE SACI	STEEL CORNER JOINER
Ürün Kodu Product Code	122.0014



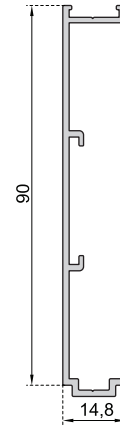
KASA PROFİLİ MAIN FRAME	
Ürün Kodu Product Code	1423



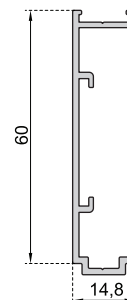
PERVAZ PROFİLİ JAMB FRAME	
Ürün Kodu Product Code	1424



PERVAZ PROFİLİ 2 JAMB FRAME 2	
Ürün Kodu Product Code	1426

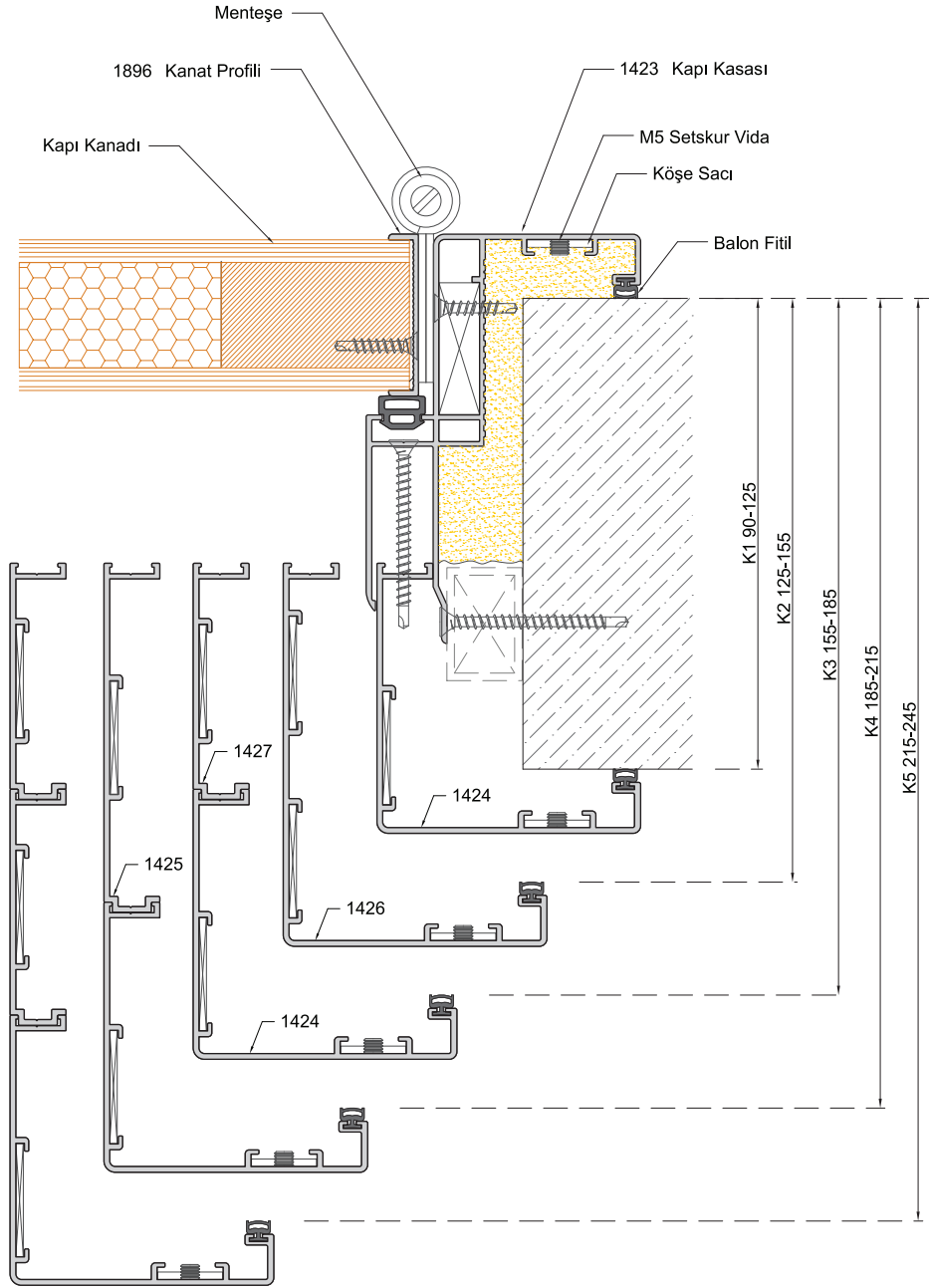


PERVAZ EK PROFİLİ 2 JAMB ADDITIONAL FRAME 2	
Ürün Kodu Product Code	1425



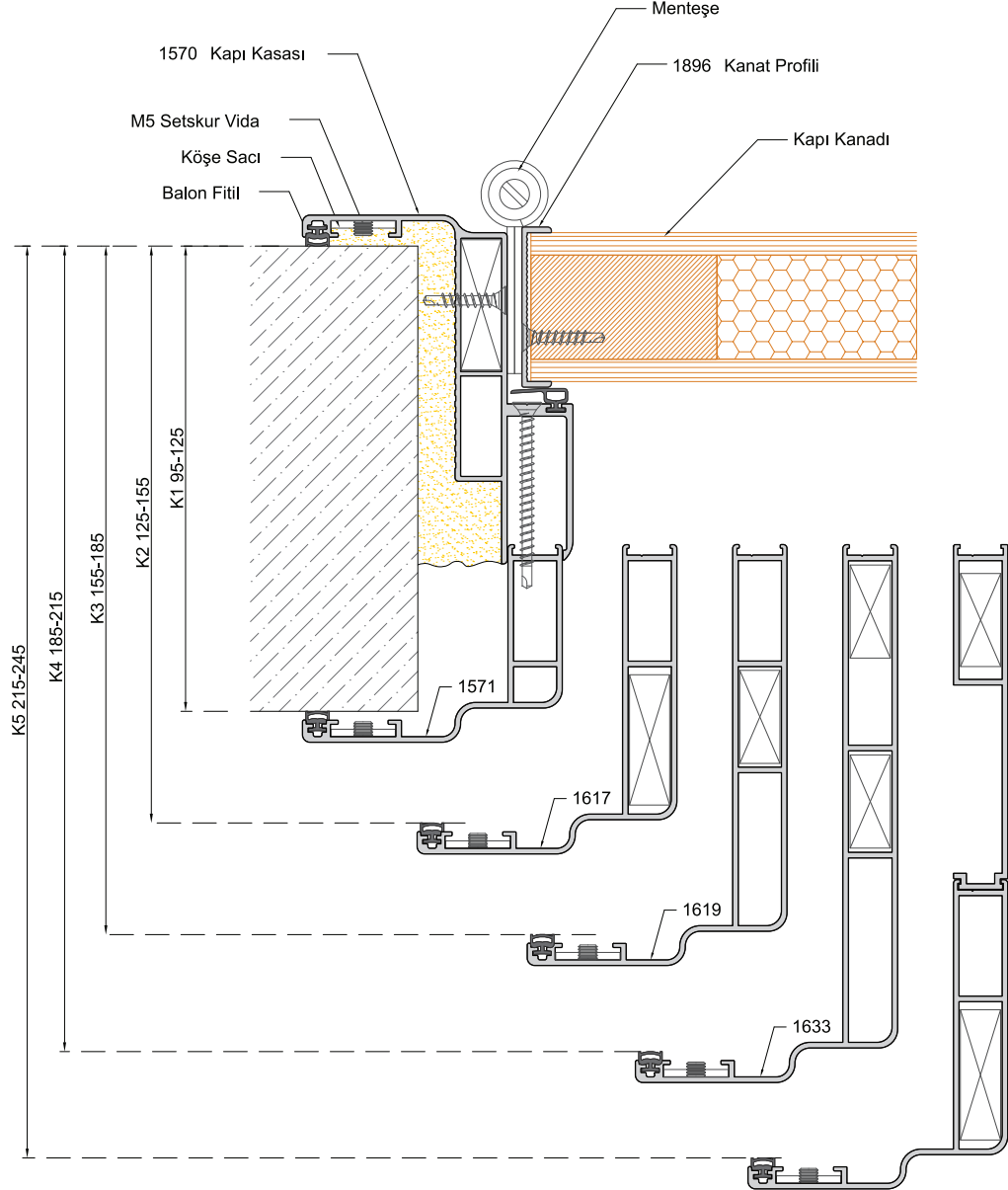
PERVAZ EK PROFİLİ 1 JAMB ADDITIONAL FRAME 1	
Ürün Kodu Product Code	1427

Düz Ayarlanabilir Kapı Kasası

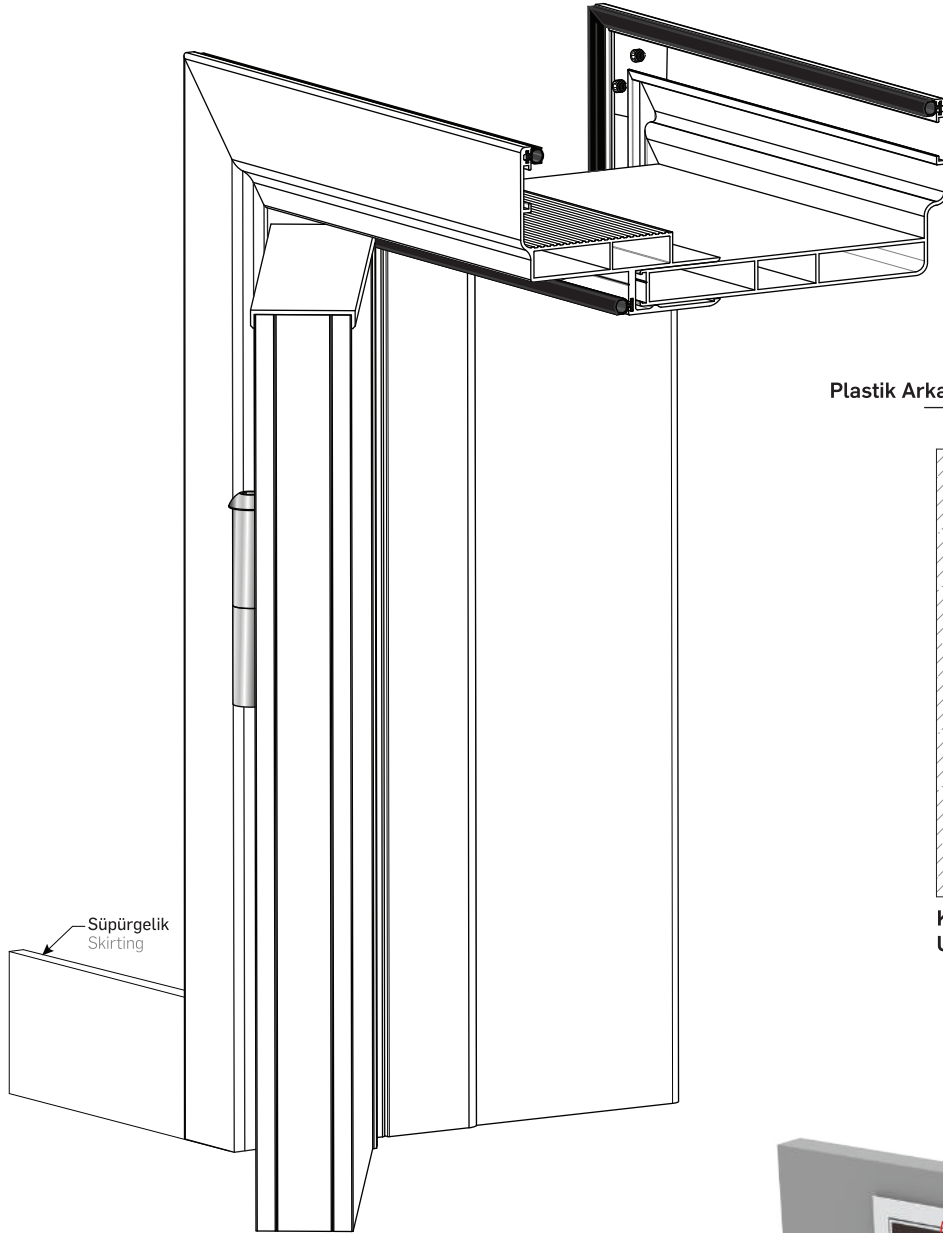


KAPI TİPİ	KASA / PERVAZ / UZATMA	DUVAR KALINLIĞI (mm)
K1	1423 / 1424	95 - 125
K2	1423 / 1426	125 - 155
K3	1423 / 1424 / 1427	155 - 185
K4	1423 / 1424 / 1425	185 - 215
K5	1423 / 1424 / 1427 / 1427	215 - 245
K6	1423 / 1424 / 1425 / 1427	245 - 275
K7	1423 / 1424 / 1425 / 1425	275 - 305

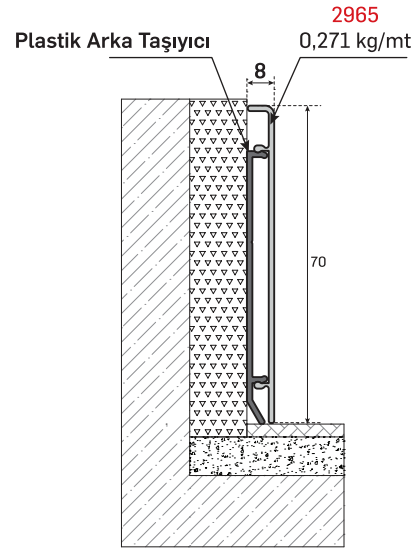
Dekoratif Ayarlanabilir Kapı Kasası




KAPI TİPİ	KASA / PERVAZ / UZATMA	DUVAR KALINLIĞI (mm)
K1	1570 / 1571	95 - 125
K2	1570 / 1617	125 - 155
K3	1570 / 1619	155 - 185
K4	1570 / 1633	185 - 215
K5	1570 / 1617 / 1581	215 - 245
K6	1570 / 1619 / 1581	245 - 275
K7	1570 / 1633 / 1581	275 - 305



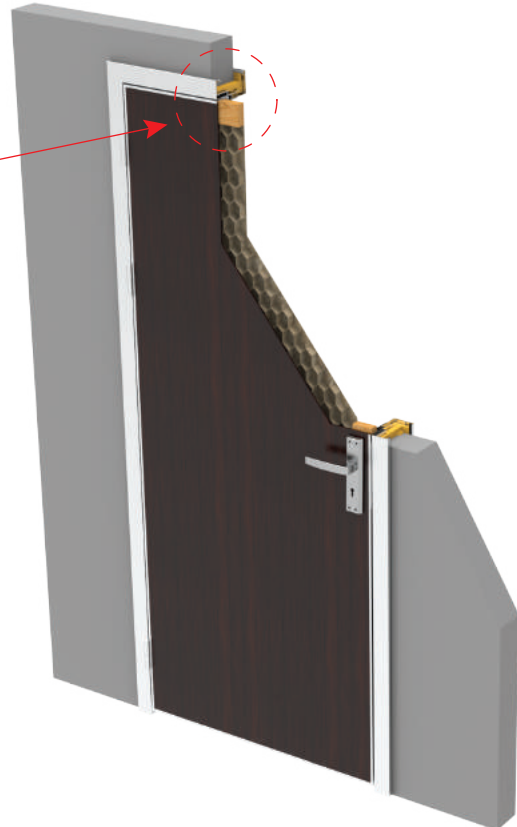
Düz Ayarlanabilir Kapı Kasası



Kapı Kasaları İle Uyumlu Süpürgelek



Dekoratif Ayarlanabilir Kapı Kasası



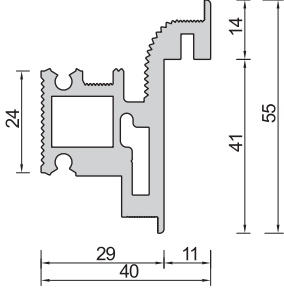
hidden door frames



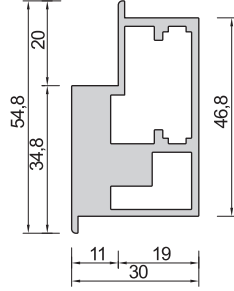
gizli
kapı kasaları



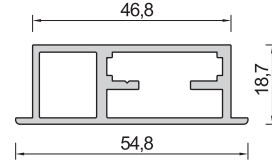
Gizli Kapı Kasaları Profilleri



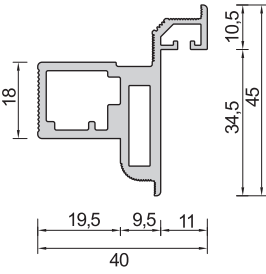
GİZLİ KASA PROFİLİ
PROFİL NO: 4024
BİRİM AĞIRLIK: 1,555 kg / mt



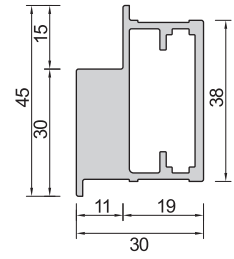
GİZLİ LAMBALI KANAT PROFİLİ
PROFİL NO: 4074
BİRİM AĞIRLIK: 1,640 kg / mt



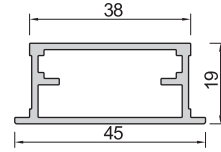
GİZLİ DÜZ KANAT PROFİLİ
PROFİL NO: 4168
BİRİM AĞIRLIK: 0,790 kg / mt




GİZLİ KASA PROFİLİ
PROFİL NO: 4235
BİRİM AĞIRLIK: 0,940 kg / mt



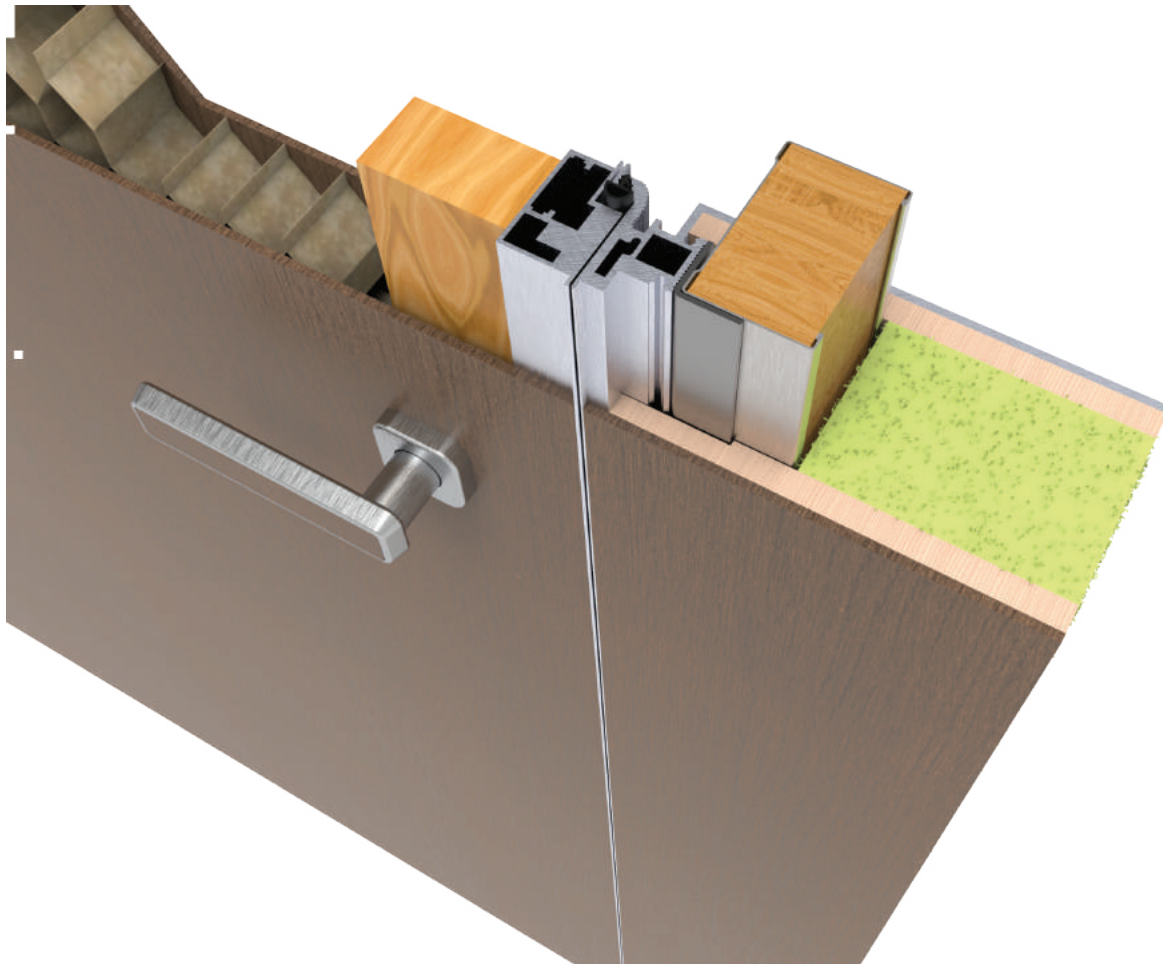
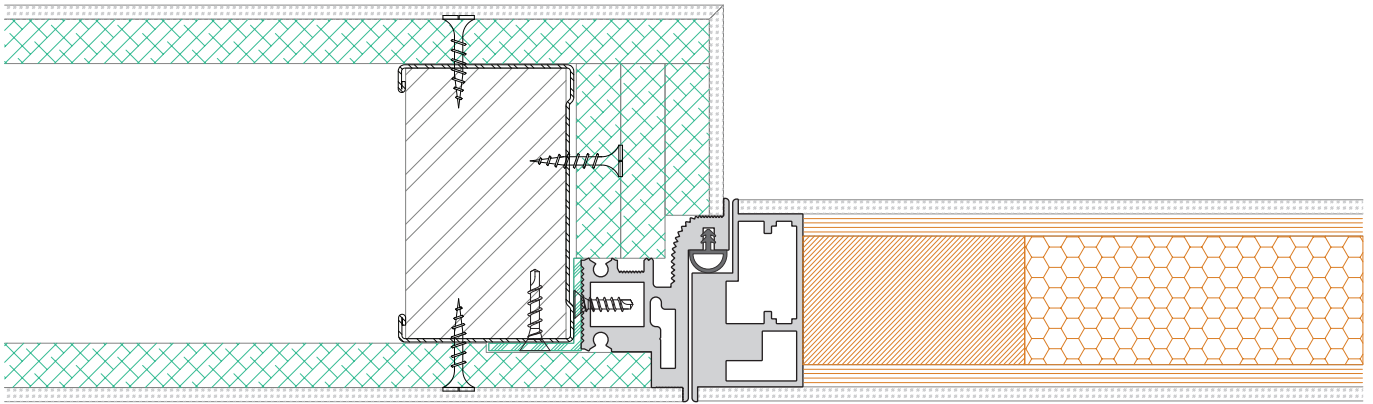
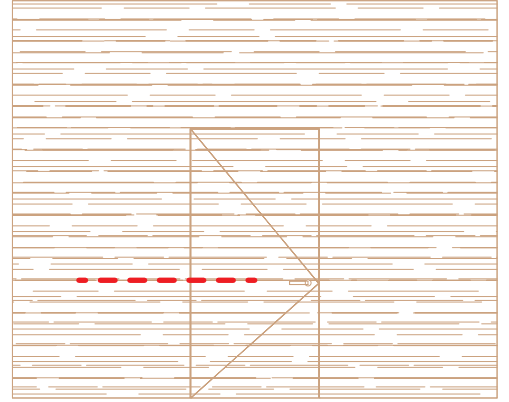
GİZLİ LAMBALI KANAT PROFİLİ
PROFİL NO: 4267
BİRİM AĞIRLIK: 1,360 kg / mt

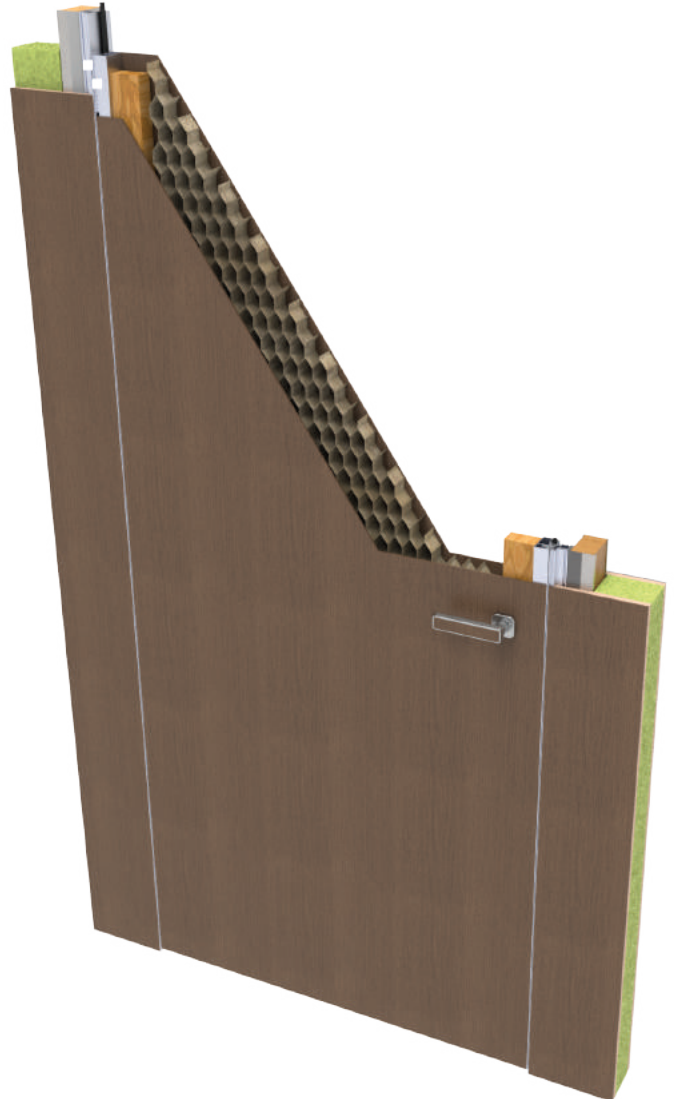
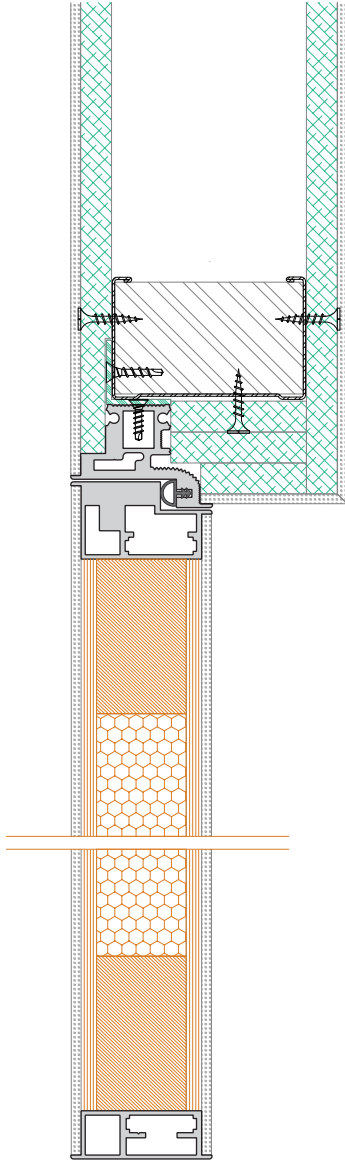
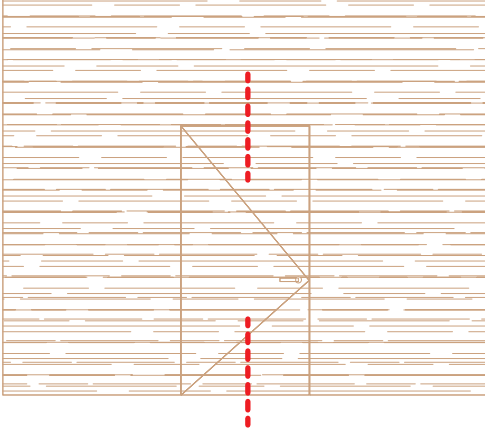


GİZLİ DÜZ KANAT PROFİLİ
PROFİL NO: 4234
BİRİM AĞIRLIK: 0,540 kg / mt



Gizli Kapı Kasaları Sistem Detayı





Gizli Kapı Kasaları Sistem Detayı



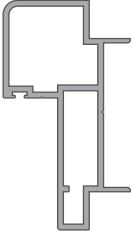
office partition systems

ofis bölme sistemleri





KALIPLAR



KAPI KASA PROFİLİ

Kalıp kodu : 5294

Ağırlık : 1,228 kg / mt



U BAĞLANTI PROFİLİ

Kalıp kodu : 5297

Ağırlık : 0,846 kg / mt



ORTA YATAY-DÜŞEY PROFİL

Kalıp kodu : 5295

Ağırlık : 0,829 kg / mt



KAPAK PROFİLİ

Kalıp kodu : 5298

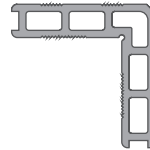
Ağırlık : 0,201 kg / mt



KENAR PROFİLİ

Kalıp kodu : 5296

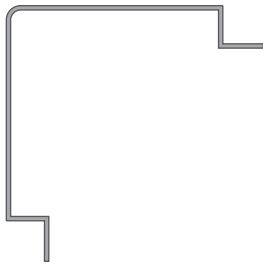
Ağırlık : 0,642 kg / mt



KAPI KASA KÖŞE TAKOZU

Kalıp kodu : 5299

Ağırlık : 1,453 kg / mt



KÖŞE KAPAK PROFİLİ

Ağırlık : 0,821 kg / mt



KANAT KENAR PROFİLİ

Kalıp kodu : 1896

Ağırlık : 0,200 kg / mt

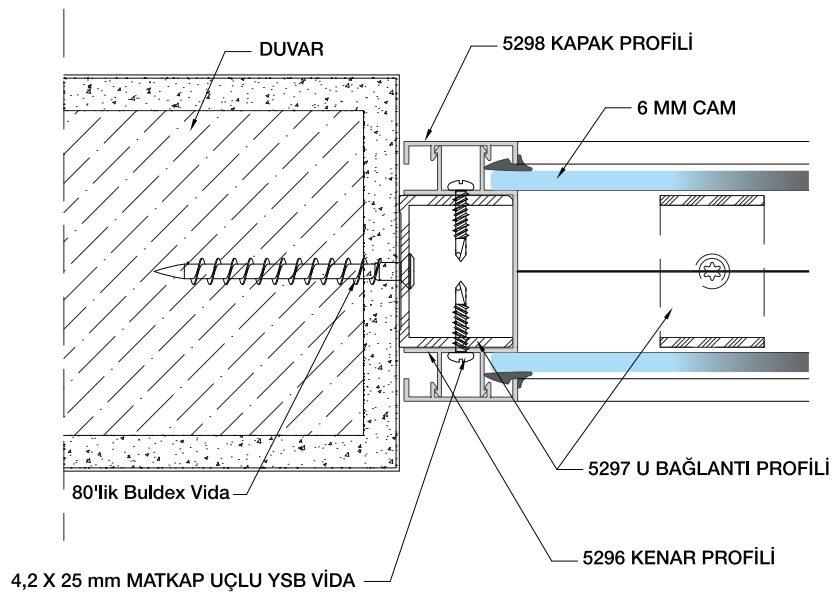
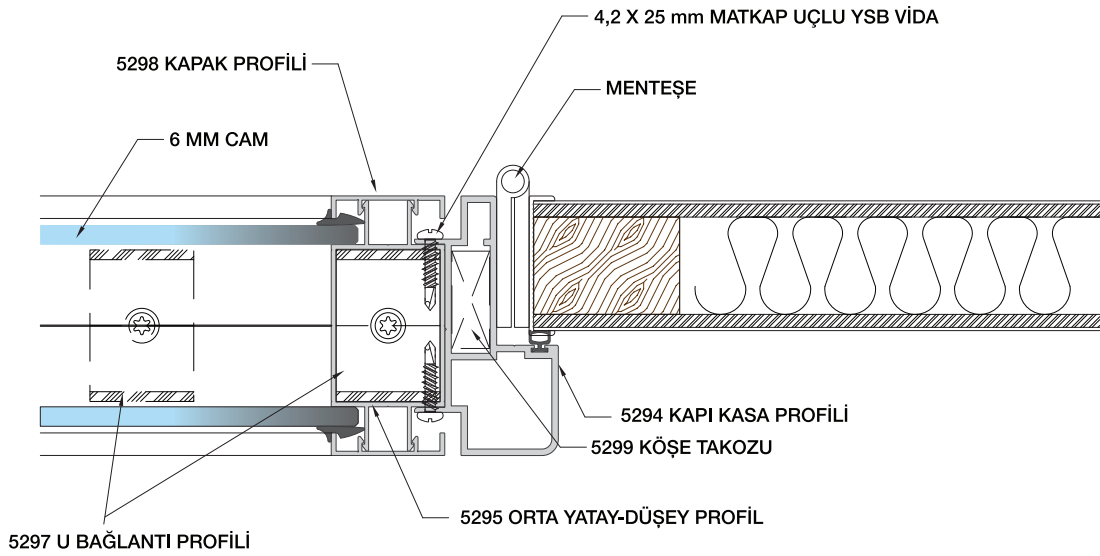
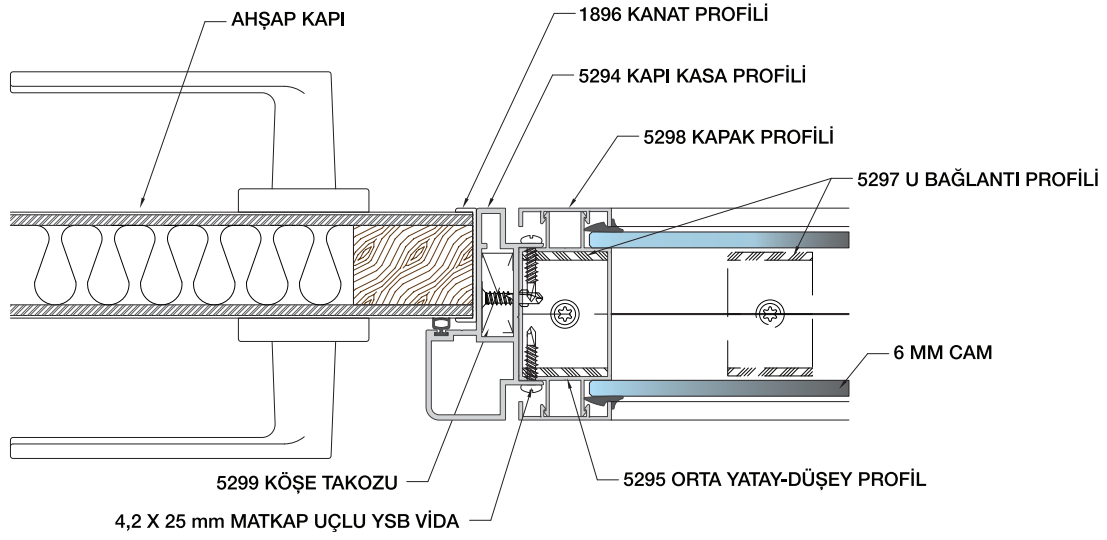


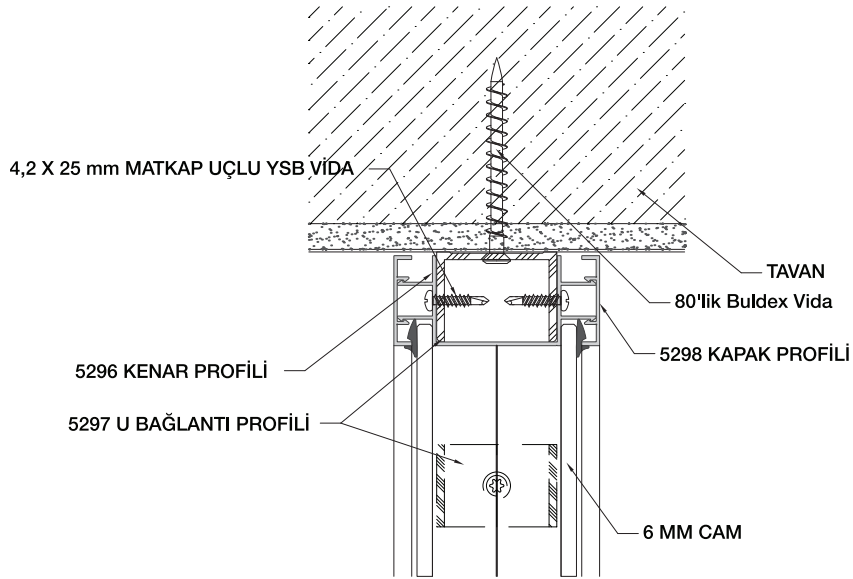
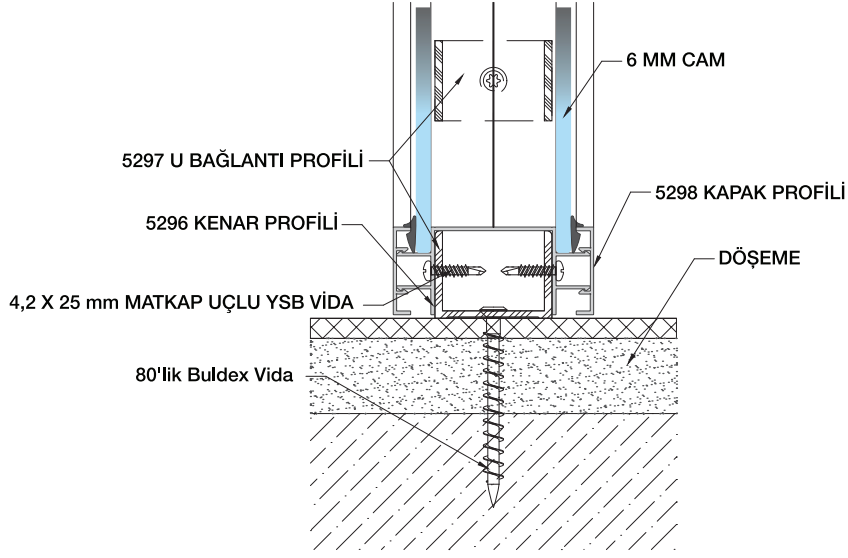
KAPI FİTİLİ

Kalıp kodu : 204.8040



CAM FİTİLİ

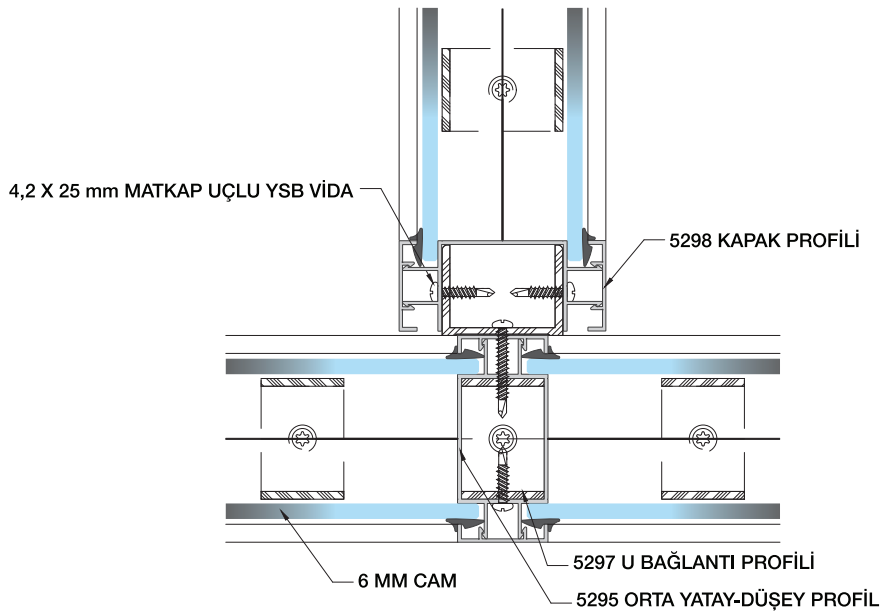
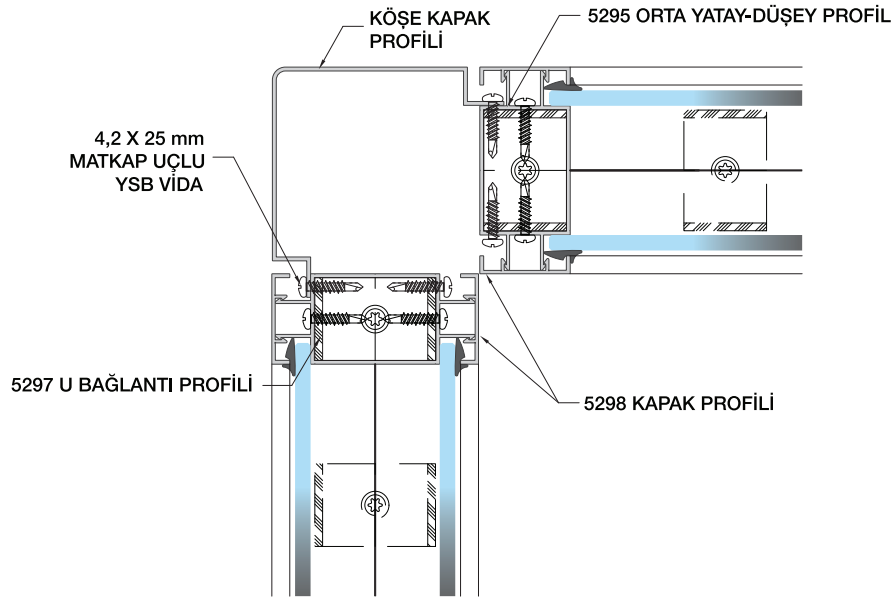
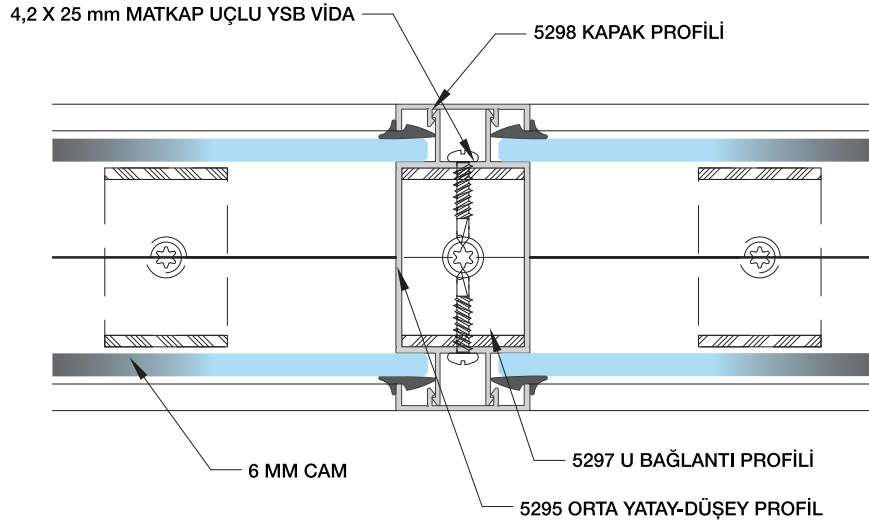




zemin detayı



tavan detayı

































ceramic facade systems














seramik giydirme
cephe profilleri



SERAMİK CEPHE SİSTEM PROFİLLERİ / CERAMIC CLADDING SYSTEM PROFILES				
	Resim Picture	Profil No Profile No	Ürün Adı Name	Ağırlık / Weight (Kg/mt)
Klipsli Seramik Cephe Sistem / Ceramic Cladding Clip-on System		1677	Tek Kanal Profil Single Channel Profile	0,282
		1673	Köşe Profili Corner Profile	0,279
		4057	Köşe Profili Corner Profile	0,298
		4056	Köşe Profili Corner Profile	0,200
		4063	Çift Kanallı Köşe Profili Double Channel Corner Profile	0,966
		1588	Tek Kanallı Klipsli T Profil Single Channel T Section Profile	0,466
		1589	Tek Kanallı Klipsli L Profil Single Channel L Section Profile	0,556
		1590	Çift Kanallı Klipsli T Profil 2,00mm Double Channel T Section Profile 2,00mm	0,818
		1683	Çift Kanallı Klipsli T Profil 2,00mm Double Channel T Section Profile 2,00mm	0,984
		5553	Çift Kanallı Klipsli T Profili Double Channel Clip T Section Profile	1,531
		5554	Tek Kanallı Klipsli L Profil Single Channel Clip L Profile	1,171
Seramik Cephe Yapıştırma Sistem / Ceramic Facade Bonding System		1675	Yatay Derz System Profile	0,106
		1674	Düşey Derz System Profile	0,089
		4058	Yatay Derz System Profile	0,125
		4059	Düşey Derz System Profile	0,106
Sinterflex Yapıştırma & Klipsli Cephe Sistem / Sinterflex Bonding & Clip-on Facade System		1667	Alt Askı Profili Down Side Hanger Profile	0,328
		1670	Orta Askı Profili Middle Side Hanger Profile	0,312
		1668	Üst Askı Profili Top Side Hanger Profile	0,436
		1669	Yatay Taşıyıcı Klips Profili System Profile	0,634
Gizli Kanallı Sistem / Unseen-Slotted System		1678	Gizli Kanallı Profil Hanger Profile	0,531

SERAMİK CEPHE SİSTEM PROFİLLERİ / CERAMIC CLADDING SYSTEM PROFILES				
	Resim Picture	Profil No Profile No	Ürün Adı Name	Ağırlık / Weight (Kg/mt)
T & L Profilleri / T & L Profiles		2248	50x70x2mm T Profil 50x70x2mm T Section Profile	0,604
		2250	50x70x1,8mm T Profil 50x70x1,8mm T Section Profile	0,545
		2251	50x70x1,6mm T Profil 50x70x1,6mm T Section Profile	0,482
		2249	50x50x2mm T Profil 50x50x2mm T Section Profile	0,507
		4125	60x80x2.2mm T Profil 60x80x2.2mm T Section Profile	0,848
		5371	50x67x2mm T Profil 50x67x2mm T Section Profile	0,629
		2393	50x25x1,8mm L Profil 50x25x1,8mm L Section Profile	0,347
		2392	50x25x1,6mm L Profil 50x25x1,6mm L Section Profile	0,309

SERAMİK CEPHE SİSTEM AKSESUARLARI CERAMIC CLADDING SYSTEM ACCESSORIES		
Resim Picture	Kod Code	Ürün Adı Name
	123.0089	Paslanmaz Başlangıç Klips Stainless Steel Starting Clip
	123.0087	Paslanmaz Derz Stainless Steel Joint
	123.0088	Paslanmaz Klips Stainless Steel Clip
	203.8069	Klipsli Sistem TPE Fitol TPE Seal
	123.0093	3,9x19 YHB Vida Ctsk Flat Screw 3,9 x 19
	205.8054	Yatay Taşıyıcı Klips Üst Fitili Top Seal
	205.8053	Yatay Taşıyıcı Klips Alt Fitili Lower Seal
	205.8063	Gizli Kanallı ve Vidalı Sistem Fitili Seal
	122.0017	Gizli Kanallı Üst Klips Top Clip
	122.0018	Gizli Kanallı Alt Klips Lower Clip
	122.0019	Vidalı Üst Klips Top Clip
	122.0020	Vidalı Alt Klips Lower Clip


SERAMİK CEPHE SİSTEM MULTİ KLİPS AKSESUARLARI CERAMIC CLADDING SYSTEM MULTİ CLIPS ACCESSORIES		
Resim Picture	Kod Code	Ürün Adı Name
	123.0094	4'lü Multi Klips Multi Clips with 4 head
	123.0096	2'li Multi Klips Düşey Vertical Multi Clips with 2 head
	123.0095	2'li Multi Klips Yatay Horizontal Multi Clips with 2 head
	123.0097	Tekli Klips Single Clips

klipsli seramik cephe sistem profilleri

ceramic cladding clip-on system profiles

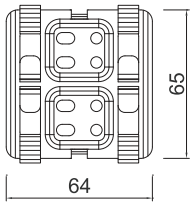
Multi Klips Seramik Cephe Sistemi

Multi Clips Ceramic Facede Systems

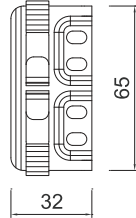


- 1. L Braket
- 1. L Bracket
- 2. T Profil
- 2. T Profile
- 3. TPE Fitol
- 3. TPE Seal
- 4. 4'lü Multi Klips
- 4. Multi Clips with 4 head
- 5. Seramik & Taş
- 5. Ceramic & Stone
- 6. Trapez Vida
- 6. Trapeze Screw
- 7. Çelik Döbel
- 7. Steel Anchor
- 8. Opsiyonel Termal Bariyer
- 8. Optional Thermal Breaker

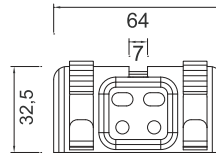
4'lü Multi Klips
Multi Clips with 4 head



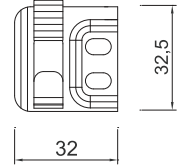
2'li Multi Klips Düşey
Vertical Multi Clips with 2 head



2'li Multi Klips Yatay
Horizontal Multi Clips with 2 head



Tekli Klips
Single Clips


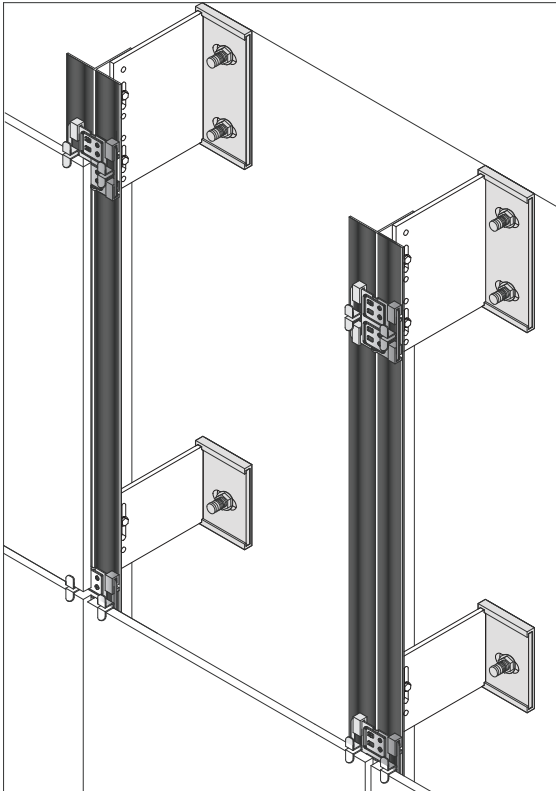
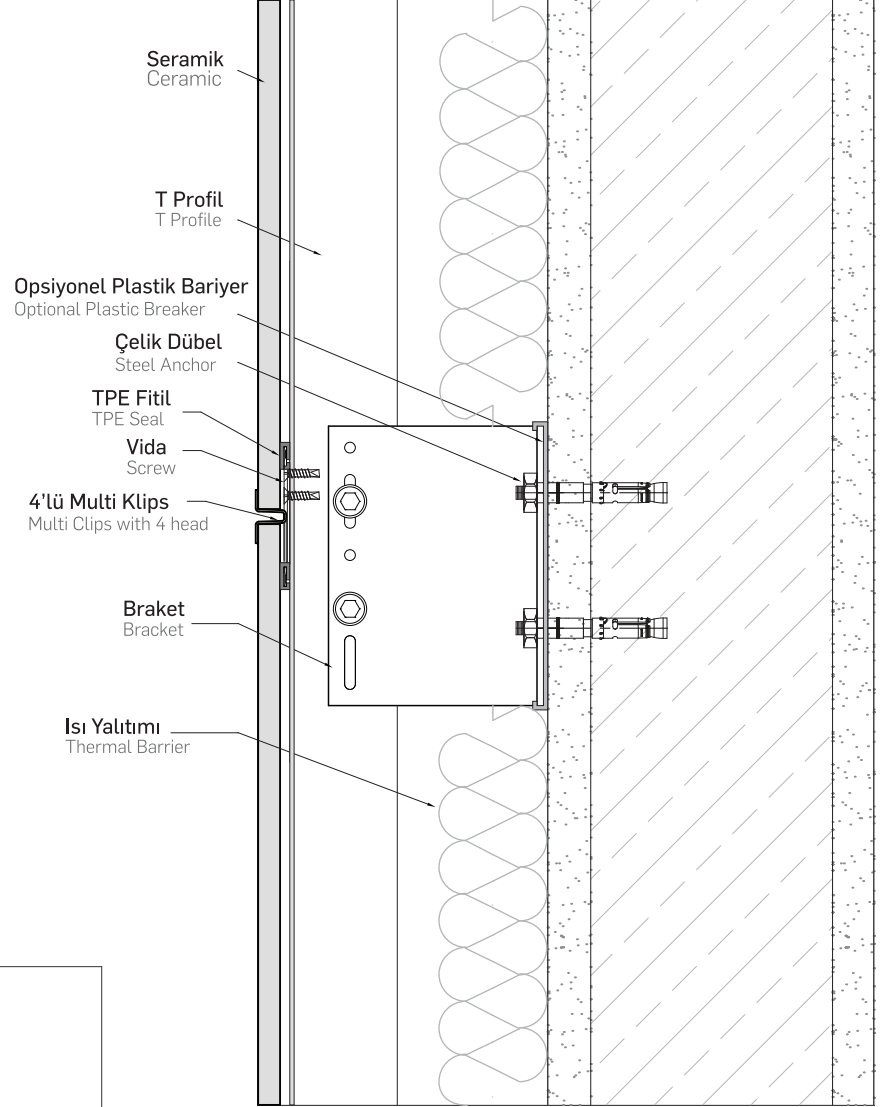



klipsli seramik cephe sistem profilleri

ceramic cladding clip-on system profiles

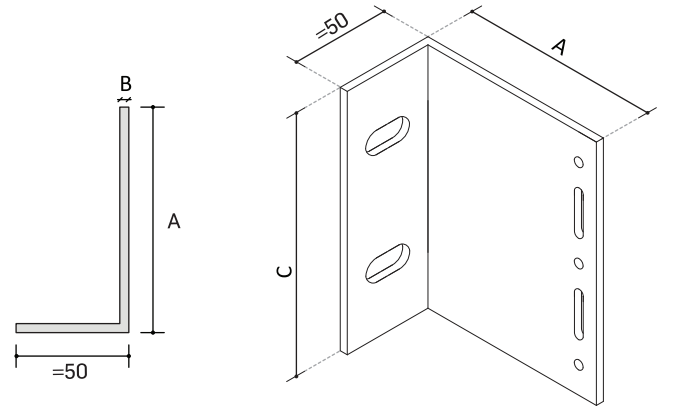
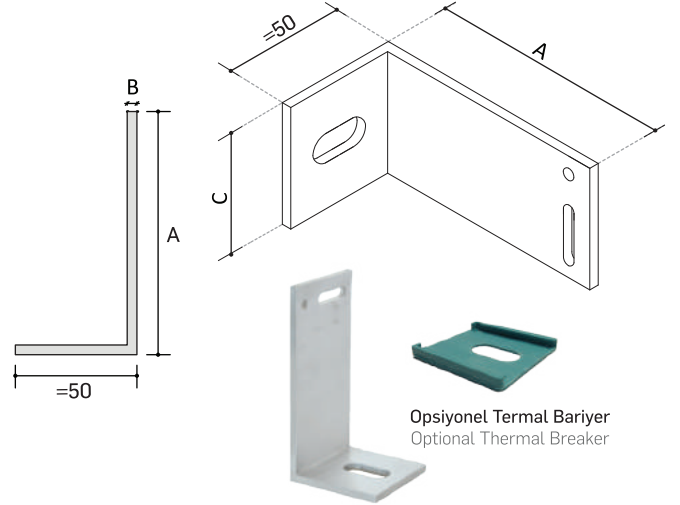
Multi Klips Seramik Cephe Sistemi

Multi Clips Ceramic Facade Systems

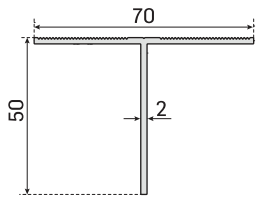



L Braketler

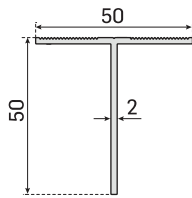
ÇEPHE AÇIKLIK "A"	ET KALINLIĞI "B"	KESİM ÖLÇÜSÜ "C"	DELİK KOMBİNASYONU	
50	3	50	TEKLİ	
50	4	50	TEKLİ	
70	3	50	TEKLİ	
70	3	80	ÇİFTLİ	
70	3	100	ÇİFTLİ	
70	4	50	TEKLİ	
70	4	80	ÇİFTLİ	
70	4	100	ÇİFTLİ	
80	4	50	TEKLİ	
80	4	100	ÇİFTLİ	
100	3	50	TEKLİ	
100	3	80	ÇİFTLİ	
100	3	100	ÇİFTLİ	
100	4	40	TEKLİ	
100	4	50	TEKLİ	
100	4	100	ÇİFTLİ	
120	3	50	TEKLİ	
120	3	100	ÇİFTLİ	
120	4	50	TEKLİ	
120	4	100	ÇİFTLİ	
150	4	50	ÇİFTLİ	
150	4	100	ÇİFTLİ	
180	4	50	TEKLİ	
180	4	70	TEKLİ	
180	4	100	ÇİFTLİ	
230	4	50	TEKLİ	
230	4	100	ÇİFTLİ	
250	5	50	TEKLİ	
250	5	100	ÇİFTLİ	
300	3	80	ÇİFTLİ	ÇELİK
180	3	50	TEKLİ	U60 ÖZEL PROFİL
180	3	100	ÇİFTLİ	U60 ÖZEL PROFİL



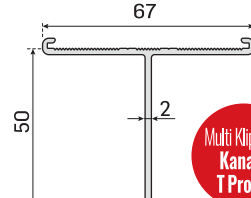
(1711)
Özel Profil Braket
Special Profile Bracket



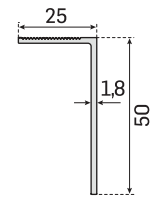
2248 - 0,604 kg/mt



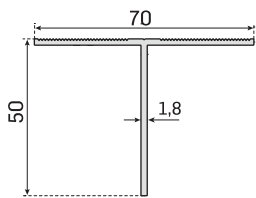
2249 - 0,507 kg/mt



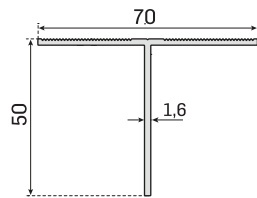
5371 - 0,629 kg/mt



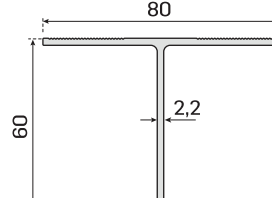
2393 - 0,347 kg/mt



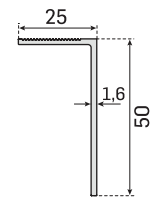
2250 - 0,545 kg/mt



2251 - 0,482 kg/mt



4125 - 0,848 kg/mt

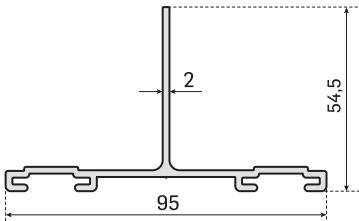




2392 - 0,309 kg/mt

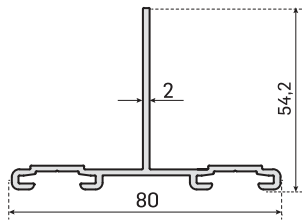
klipsli seramik cephe sistem profilleri

ceramic cladding clip-on system profiles

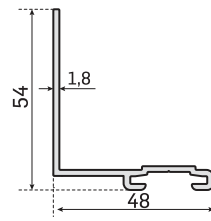
1. L Braket
1. L Bracket
2. T Profil
2. T Profile
3. Epdm Fitol
3. Epdm Seal
4. Klips
4. Clips
5. Paslanmaz Derz
5. Stainless Steel Joint
6. Seramik & Taş
6. Ceramic & Stone
7. Trapez Vida
8. Trapeze Screw
8. Çelik Dübel
8. Steel Anchor
9. Takviye Profil
9. Reinforcement Profile



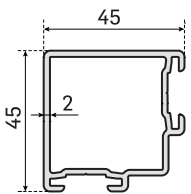
1683 - 0,984 kg/mt



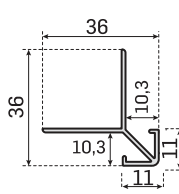
1590 - 0,818 kg/mt



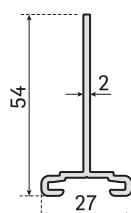
1589 - 0,556 kg/mt



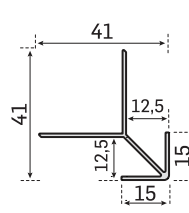
4063 0,966 kg/mt




1673 - 0,279 kg/mt



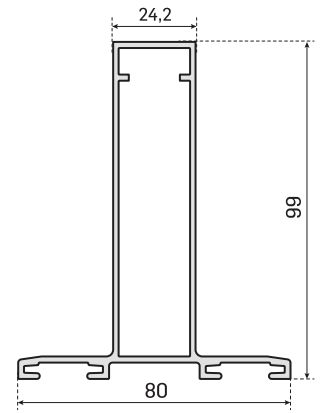
1588 - 0,466 kg/mt



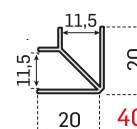
4057 - 0,298 kg/mt



5554 - 1,171 kg/mt



5553 - 1,531 kg/mt



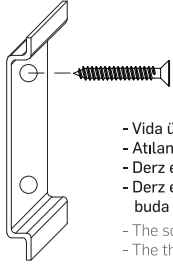
4056 - 0,200 kg/mt

klipsli seramik cephe sistem profilleri

ceramic cladding clip-on system profiles

Paslanmaz Derz (SS 304) 123.0087

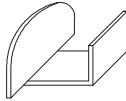
Stainless Steel Joint (SS 304)



- Vida üsteki delikten atılır.
- Atılan vida asılan taşın taşıma görevini üstlenir.
- Derz elemanının alt gagası sistemin yatay derz boşluğunu sağlar.
- Derz elemanının gaga ölçüleri farklı olur, bu da iki farklı ölçüde yatay derz uygulanmasını sağlar.
- The screw is thrown from the top hole
- The thrown screw assumes the task of transporting the suspended stone.
- The lower bead of the joint element provides the horizontal join gap of the system.
- The joint member's bead measurements are different, which allows horizontal joints to be applied in two different sizes.

Paslanmaz Klips 123.0088

Stainless Steel Clip



- Ara klipslere vida atılmaz.
- Taşın alt tarafına gelen ara klips, taşı taşıma görevini üstlenir.
- Taşın üst kısmına konulan ara klips taşı sıkıştırır.
- Screws are not inserted into the intermediate clips.
- The intermediate clip, which comes to the bottom of the stone, undertakes to carry the stone.
- The intermediate clip placed on the top of the stone compacts the stone.

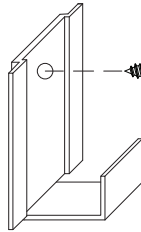
TPE Fitol 203.8069

TPE Seal



Paslanmaz Başlangıç Klips 123.0089

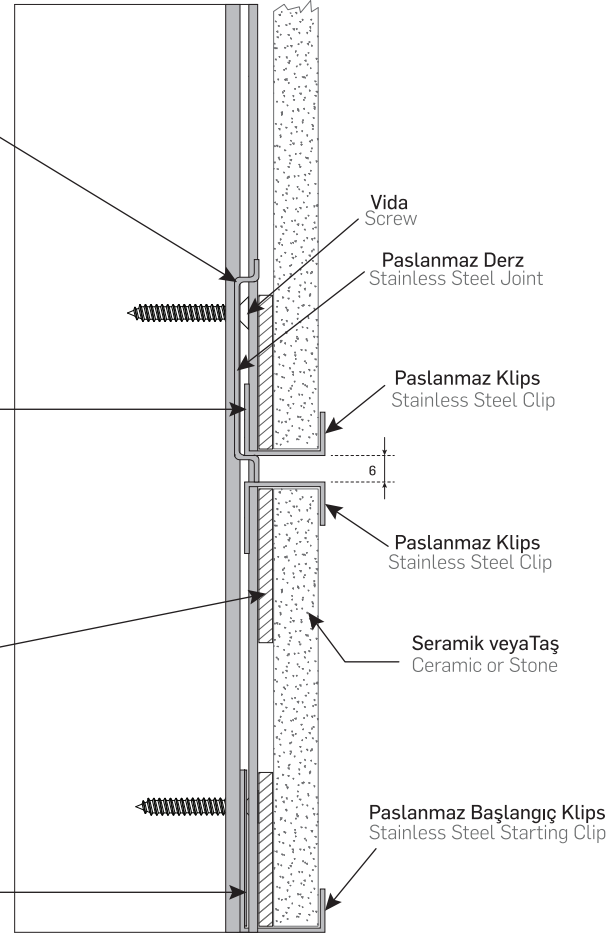
Stainless Steel Starting Clip



- Başlangıç klipsin deliğinden vida atılır.
- Başlangıç klipsi taşı taşıma görevini üstlenir.
- The screw is thrown through the hole of the starter clip.
- The start clip takes over the task of moving the stone.

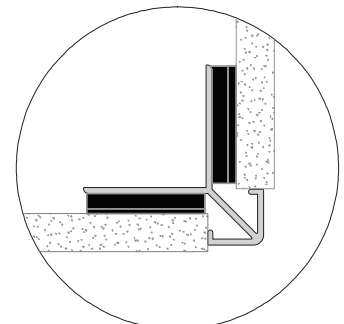
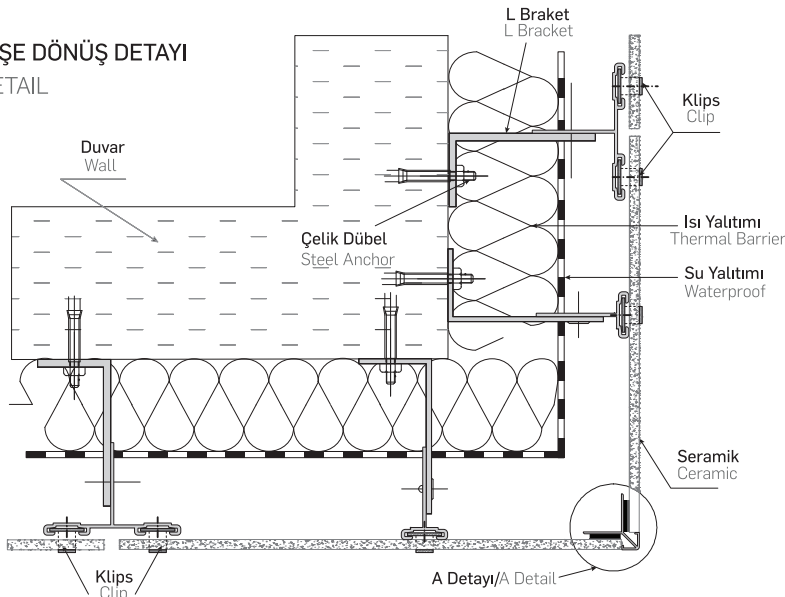
DÜŞEY KESİT

VERTICAL SECTION



SİSTEM KÖŞE DÖNÜŞ DETAYI

CORNER DETAIL

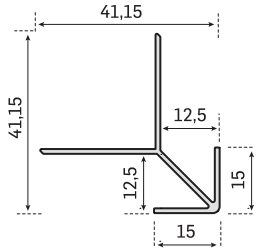



A Detayı / A Detail

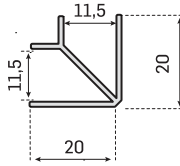
seramik cephe yapıştırma sistem profilleri

ceramic facade bonding system profiles

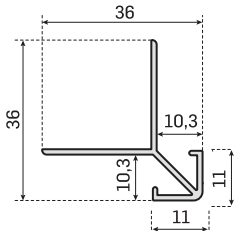
1. L Braket
1. L Bracket
2. T Profil
2. T Profile
3. Yapıştırıcı
3. Adhesive
4. Yatay Derz Profili
4. System Profile
5. Düşey Derz Profili
5. System Profile
6. Seramik & Taş
6. Ceramic & Stone
7. Trapez Vida
8. Trapeze Screw
8. Çelik Dübel
8. Steel Anchor
9. Opsiyonel Thermal Bariyer
9. Optional Thermal Breaker



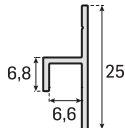
4057 - 0,298 kg/mt



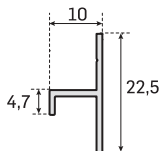
4056 - 0,200 kg/mt



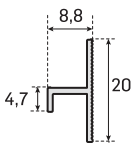
1673 - 0,279 kg/mt



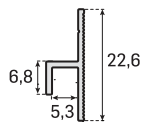
4058 - 0,125 kg/mt



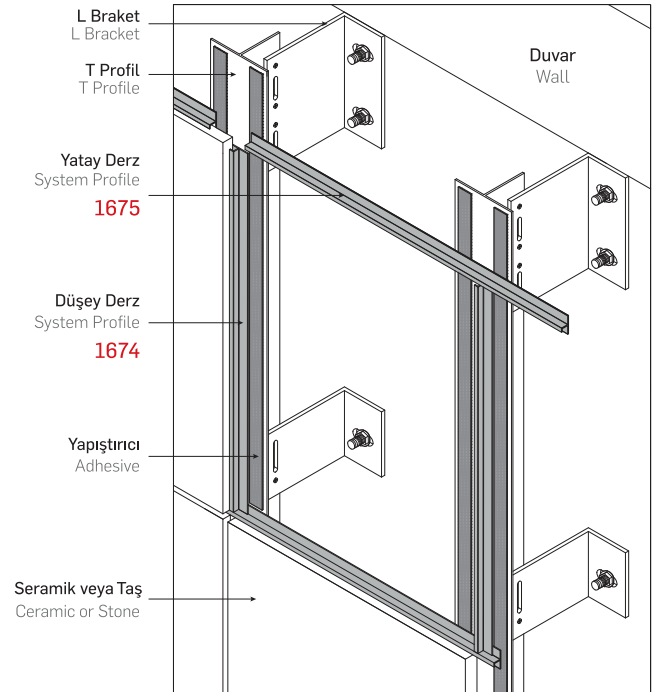
1675 - 0,106 kg/mt
Yatay Derz



1674 - 0,089 kg/mt
Düşey Derz

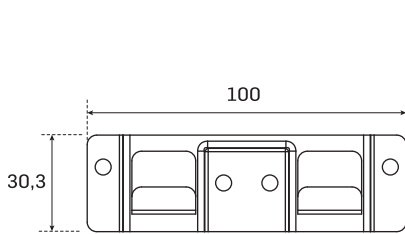



4059 - 0,106 kg/mt

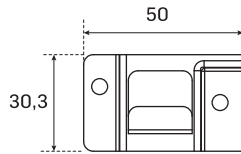


frontek seramik cephe sistem profilleri

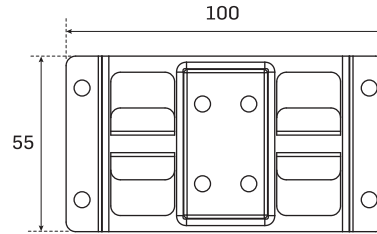
frontek ceramic facade system profiles



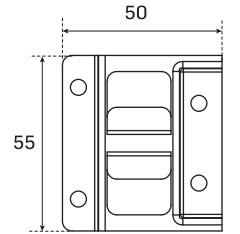
2'li Frontek Klips Yatay
2 Frontek Clips Horizontal



Frontek Klips Tekli
Frontek Clip Single



4'lü Frontek Klips
4 Frontek Clips



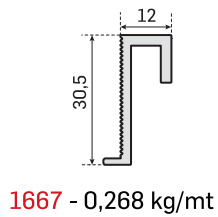
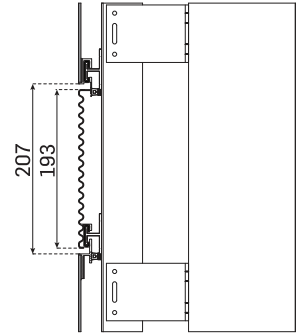
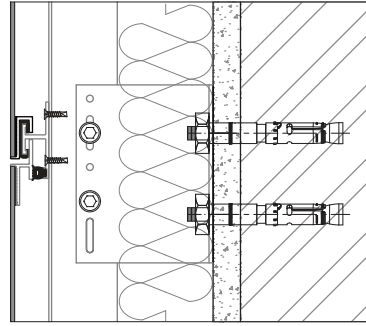
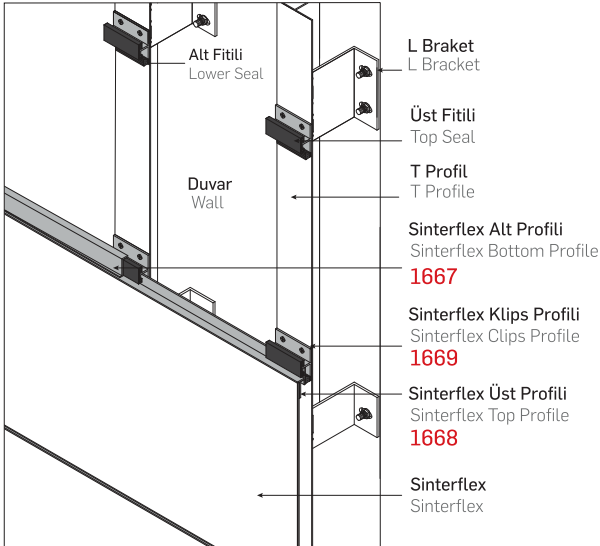

2'li Frontek Klips Dikey
2 Frontek Clips Vertical



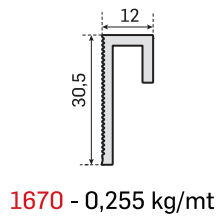
sinterflex yapıştırma & klipsli cephe sistem profilleri

sinterflex bonding & clip-on facade system profiles

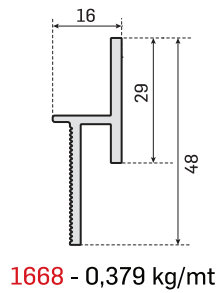
1. L Braket
1. L Bracket
2. T Profil
2. T Profile
3. Sinterflex Klips Profili
3. Sinterflex Clips Profile
4. Sinterflex Üst Profili
4. Sinterflex Top Profile
5. Sinterflex Alt Profili
5. Sinterflex Bottom Profile
6. Sinterflex
6. Sinterflex
7. Trapez Vida
8. Trapeze Screw
8. Çelik Dübел
8. Steel Anchor
9. Opsiyonel Termal Bariyer
9. Optional Thermal Breaker



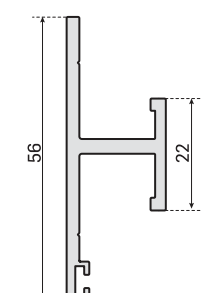
1667 - 0,268 kg/mt



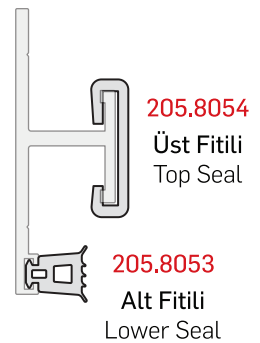
1670 - 0,255 kg/mt



1668 - 0,379 kg/mt



1669 - 0,634 kg/mt



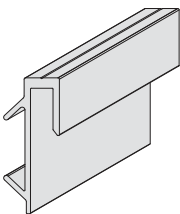
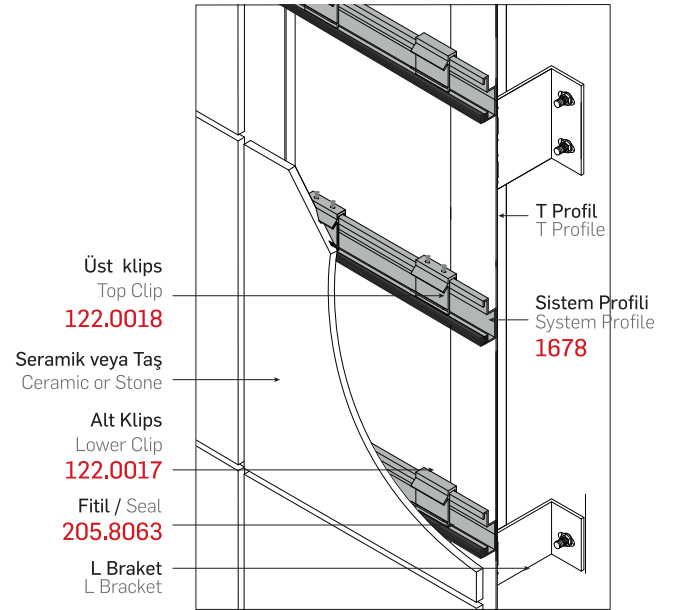
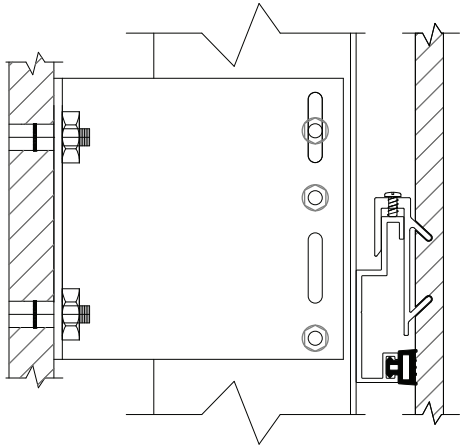

205.8054
Üst Fiteli
Top Seal

205.8053
Alt Fiteli
Lower Seal

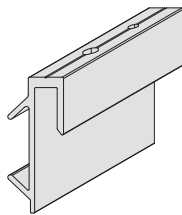
kompakt laminat & seramik gizli kanallı cephe sistem profilleri

compact laminat & ceramic hidden channel facade system profiles

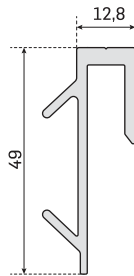
1. L Braket
1. L Bracket
2. T Profil
2. T Profile
3. Sistem Profili
3. System Profile
4. Klips
4. Clips
5. Fitol
5. Seal
6. Seramik & Taş
6. Ceramic & Stone
7. Trapez Vida
7. Trapeze Screw
8. Çelik Dübel
8. Steel Anchor
9. Opsiyonel Termal Bariy
9. Optional Thermal Break



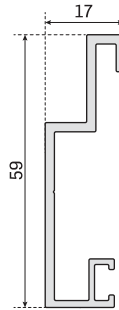
122.0017
Alt klips
Lower Clips



122.0018
Üst klips
Top Clips



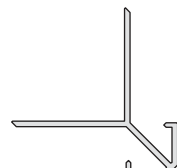
1676 - 0,577 kg/m



1678 - 0,531 kg/m



205.8063
Fitol / Seal

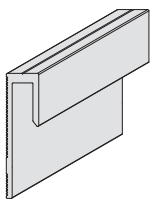
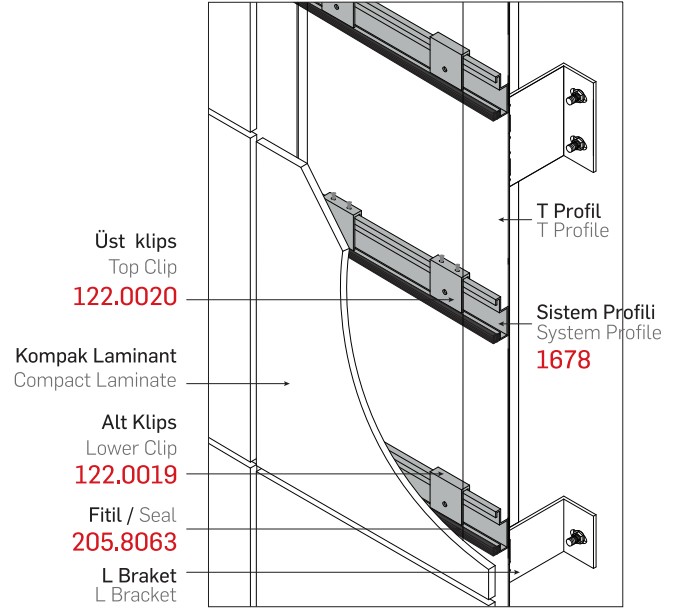
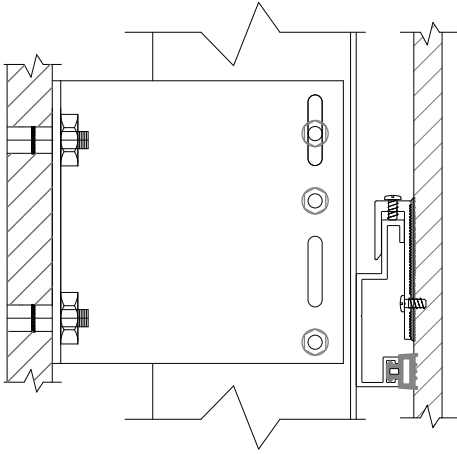
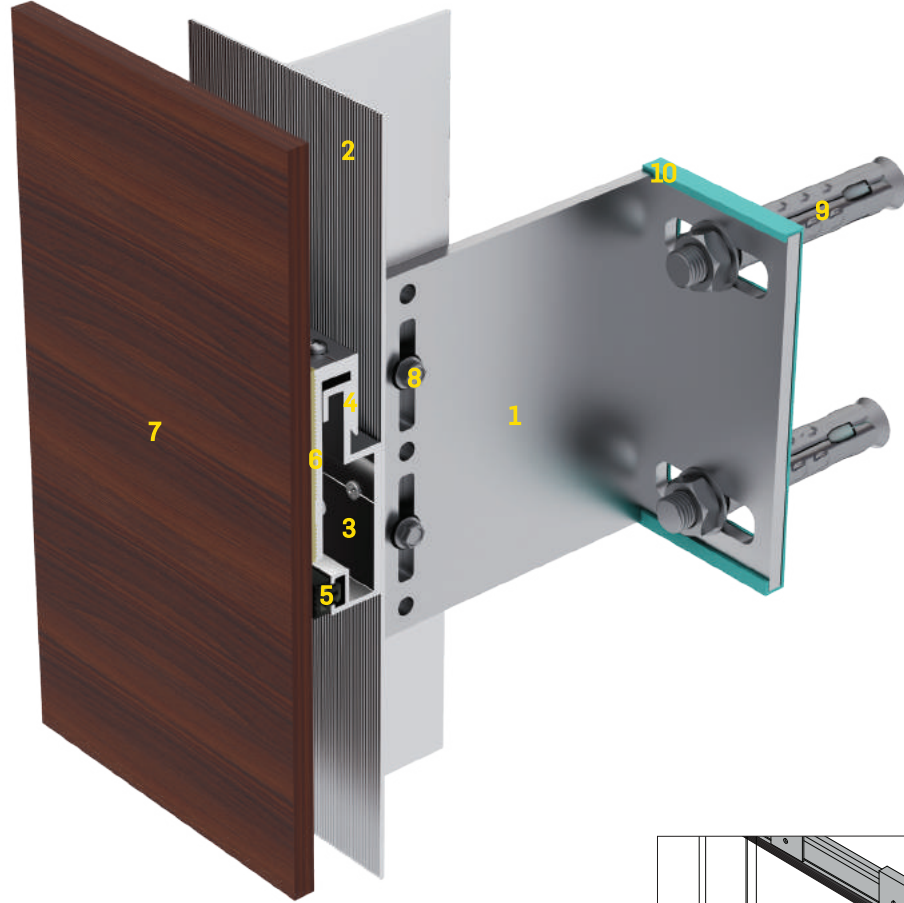


1673 - 0,279 kg/m

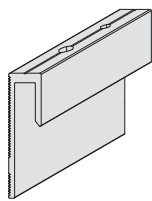
kompakt laminat gizli vidalı cephe sistem profilleri

compact laminat hidden screw facade system profiles

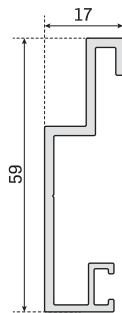
1. L Braket
1. L Bracket
2. T Profil
2. T Profile
3. Sistem Profili
3. System Profile
4. Klips
4. Clips
5. Fitol
5. Seal
6. Yapıştırıcı
6. Adhesive
7. Kompakt Laminant
7. Compact Laminant
8. Trapez Vida
8. Trapez Screw
9. Çelik Dübel
9. Steel Anchor
10. Opsiyonel Termal Bariyer
10. Optional Thermal Breaker



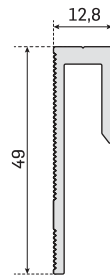
122.0019
Alt klips
Lower Clips



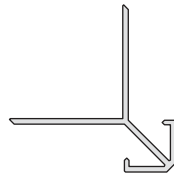
122.0020
Üst klips
Top Clips



1678 - 0,531 kg/m



1685 - 0,488 kg/m



1673 - 0,279 kg/m

glass railings systems



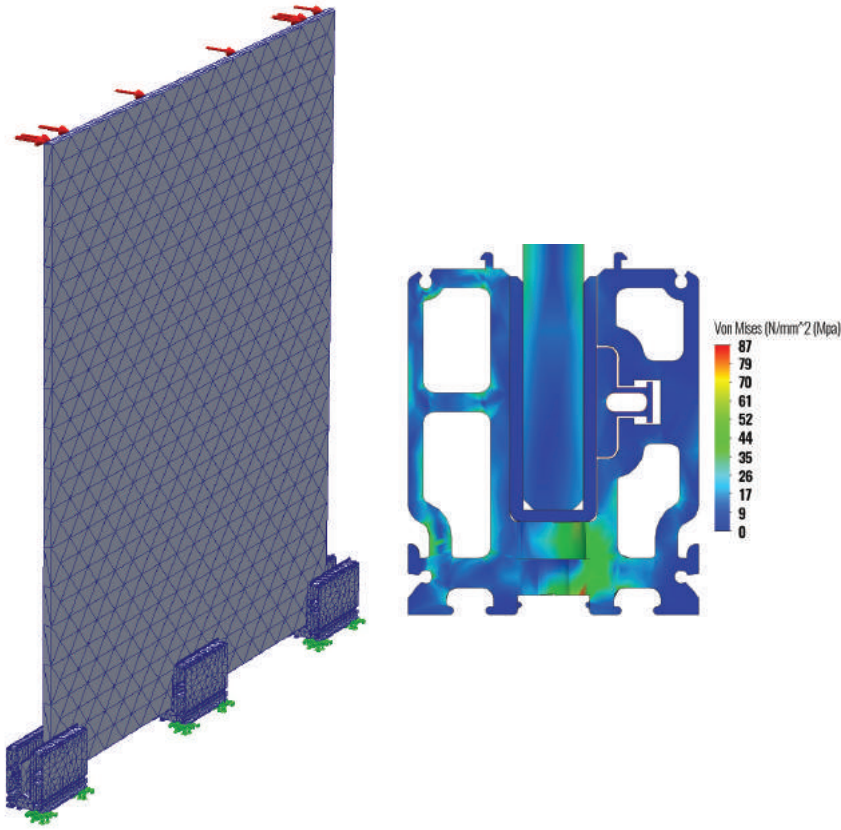
cam baza sistemleri





smart system by side and upper adjustable way

yandan veya üstten vidalanabilen akıllı sistem



BS 6399
STANDARTLARINA
UYGUN

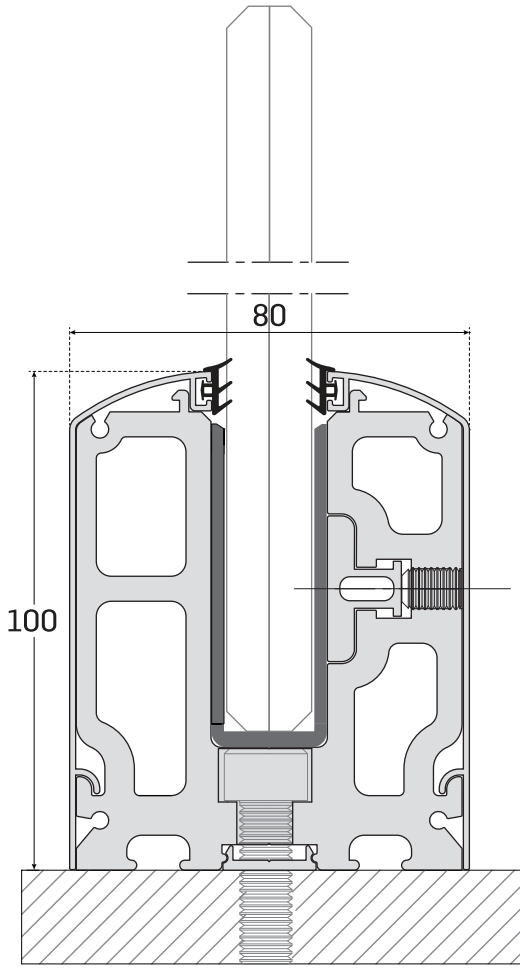
Sonlu Elemanlar Analiz (FEA) yöntemi ile en son yazılım teknolojileri kullanılarak yapılan hesaplamalarla, sistemin ve baza profillerinin uygunluğu kontrol edilmektedir. Doğru sonuç alabilmek için sadece baza profilinin analizi yetersiz olduğundan, sistemin tamamı modellenerek simülasyon yapılmaktadır.

Bu konuda, uluslararası alanda en çok kabul görmüş olan BS6399 standardında öngörülen yüklere ve kullanım sınıflarına göre hesaplamalar yapılmaktadır. Sistemde oluşan deplasmanların standarda uygunluğu kontrol edilirken, aynı zamanda baza profillerinin gerilme analizi de yapılarak kontrol edilmektedir. Gerekli durumlarda, spesifik kullanımlar için konuya özel simülasyon ve analizler yapılabilmektedir.


Utilizing Finite Element Analysis (FEA) methodology in conjunction with the latest software technologies, calculations are performed to assess the compatibility of the system and base profiles. In order to attain accurate results, it is imperative to extend the analysis beyond just the base profile, thereby encompassing the entirety of the system through comprehensive modeling and simulation.

In this context, calculations are executed in accordance with the internationally acclaimed BS6399 standard, which prescribes anticipated loads and usage classifications. While the validation of displacements occurring within the system adheres to the stipulations of the standard, the stress analysis of the base profiles is conducted to ensure their structural integrity. In cases where necessary, specialized simulations and analyses tailored to specific applications can be conducted to address unique requirements.


CAMLI KORKULUK SİSTEMİ - SMART BASE 80-100 8 mm + PVB + 8 mm



Kapak Alternatifleri



Smart Base 04
80-100 Oval Kapak
Profili + Fiteli



Smart Base 08
80-100 Düz Kapak
Profili + Fiteli

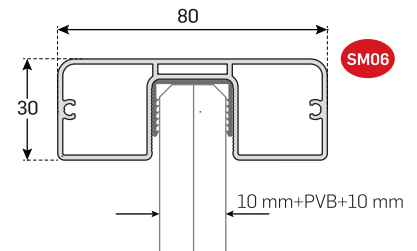
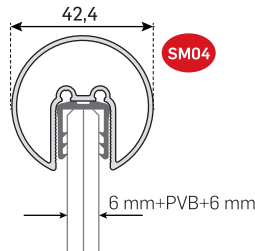
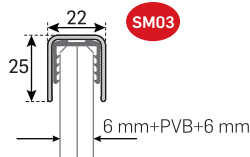
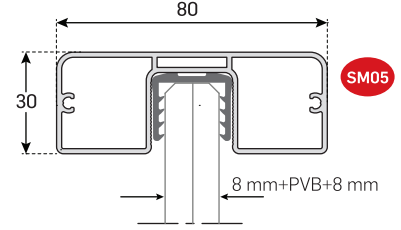
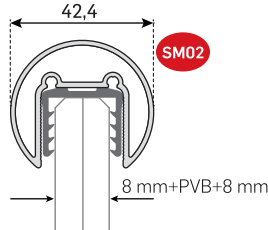
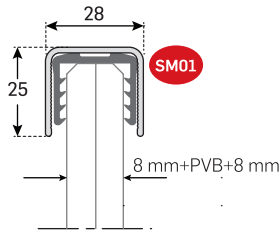


Smart Base 10
80-100 Açılı Kapak
Profili + Fiteli

Smart Base 80-100, 80 mm genişliğinde 100 mm yüksekliğinde 8 mm+pvb+8 mm cam için kullanılabilen dekoratif bir cam korkuluk sistemidir. Yan tarafındaki ayar vidası ve sıkma profili ile kolaylıkla montajı yapılabilen Smart Base cam korkuluk sistemi istenirse aynı taşıyıcı baza üzerinde üstten montajlı şekilde de yapılabilir. Bu detay, sistemi üstün kılan en önemli özelliğidir. Üç farklı alternatif kapak profili ile farklı dekoratif ihtiyaçları sağlar. Alternatif üst tutamak profilleri opsiyonel olarak kullanılabilir.


Smart Base 80-100, is suitable for 8 mm+pvb+8 mm glass rail Systems which has 80 mm width and 100 mm height. It can be easily mounted with the adjusting screw and tightening profile on the side and also if necessary, it can also be made top-mounted on the same carrier base. This detail is the most important feature that makes the system superior. It provides different decorative needs with three different alternative cover profiles. Alternative upper handle profiles can be used optionally

Cam Tutamak Alternatifleri Alternative Handrails




* Bu katalogta kullanılan tüm cam kalınlıkları için kullanılan tutamak tipleridir.


- 7 Tercihe göre camın üst kısmına uygun tutamak profili ve fitili sıkıca sabitlenir yada silikonlanır.
Optionally, the handle profile and gasket suitable for the upper part of the glass firmly fixed or siliconized.



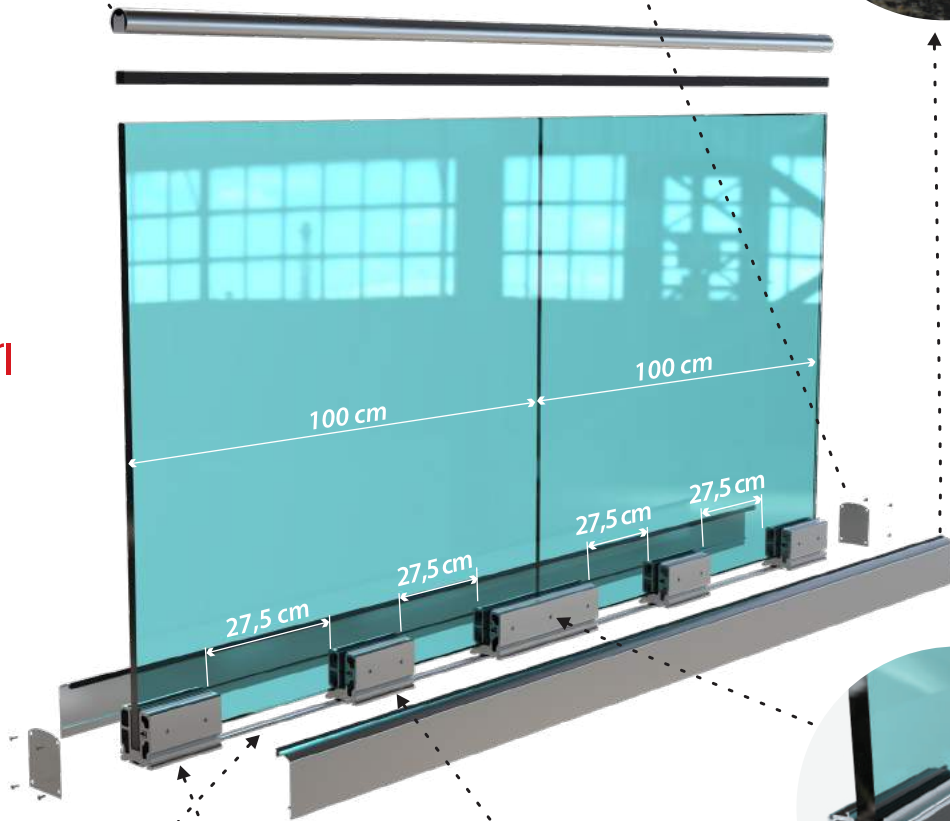
- 6 Varsa bitiş bölgelerine kapak bitiş elemanı vidalanır.
If available, the cover end element is screwed to the end areas.



- 5 Yan kapaklar fitilleri ile birlikte üstten aşağı doğru bastırılarak takılır.
Side covers are attached with their gaskets by pressing down from the top




Uygulama Adımları Installation Methods



- 1 Uygulanacak hat çizilir. Yada opsiyonel kılavuz profili zemine vidalanır.
The line to be applied is drawn or optional guide profile is screwed to the floor




- 2 Taşıyıcı bazalar uygun mesafe ve uygun ankrajlar ile zemine sabitlenir. (Üreticiden bilgi isteyiniz.)
Carrier bases are fixed to the floor with appropriate distance and appropriate anchors. (Ask the manufacturer for information.)



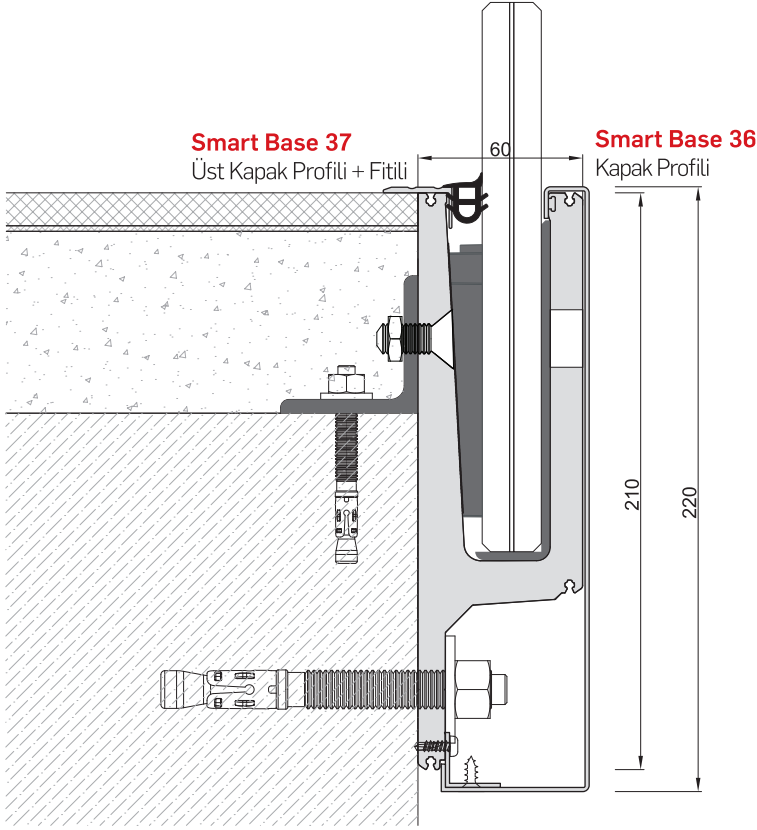
- 3 Plastik takozlar taşıyıcı bazalara yerleştirilir.
3 Plastic wedges are placed on carrier bases



- 4 Uygun kalınlıkta camlar teraziye getirilerek yerleştirilir. Setskur vidalar ile sıkılır.
Glasses of appropriate thickness are placed on the scale and placed. Tightened with screws.




CAMLI KORKULUK SİSTEMİ - **SMART BASE 60-220** 10 mm + PVB + 10 mm



Smart Base 60-220 camlı korkuluk sistemi özellikle balkon uygulamalarında konsol tipi uygulanabilen 8+pvb+8 mm ve 10+pvb+10 mm cam için uygun taşıyıcı baza sistemidir. Parçalı montaj yada sürekli montaj yapılabilir.

Smart Base 60-220 The glass railing system is a carrier base system suitable for 8+pvb+8 mm and 10+pvb+10 mm glass, which can be applied as console type, especially in balcony applications. Partial assembly or continuous assembly can be done




Aksesuarlar



Smart Base 38
Kapak Bitiş Elemanı
Cover End Cap



Smart Base 33
15 cm Baza
15 cm Base



Smart Base 34
30 cm Baza
30 cm Base

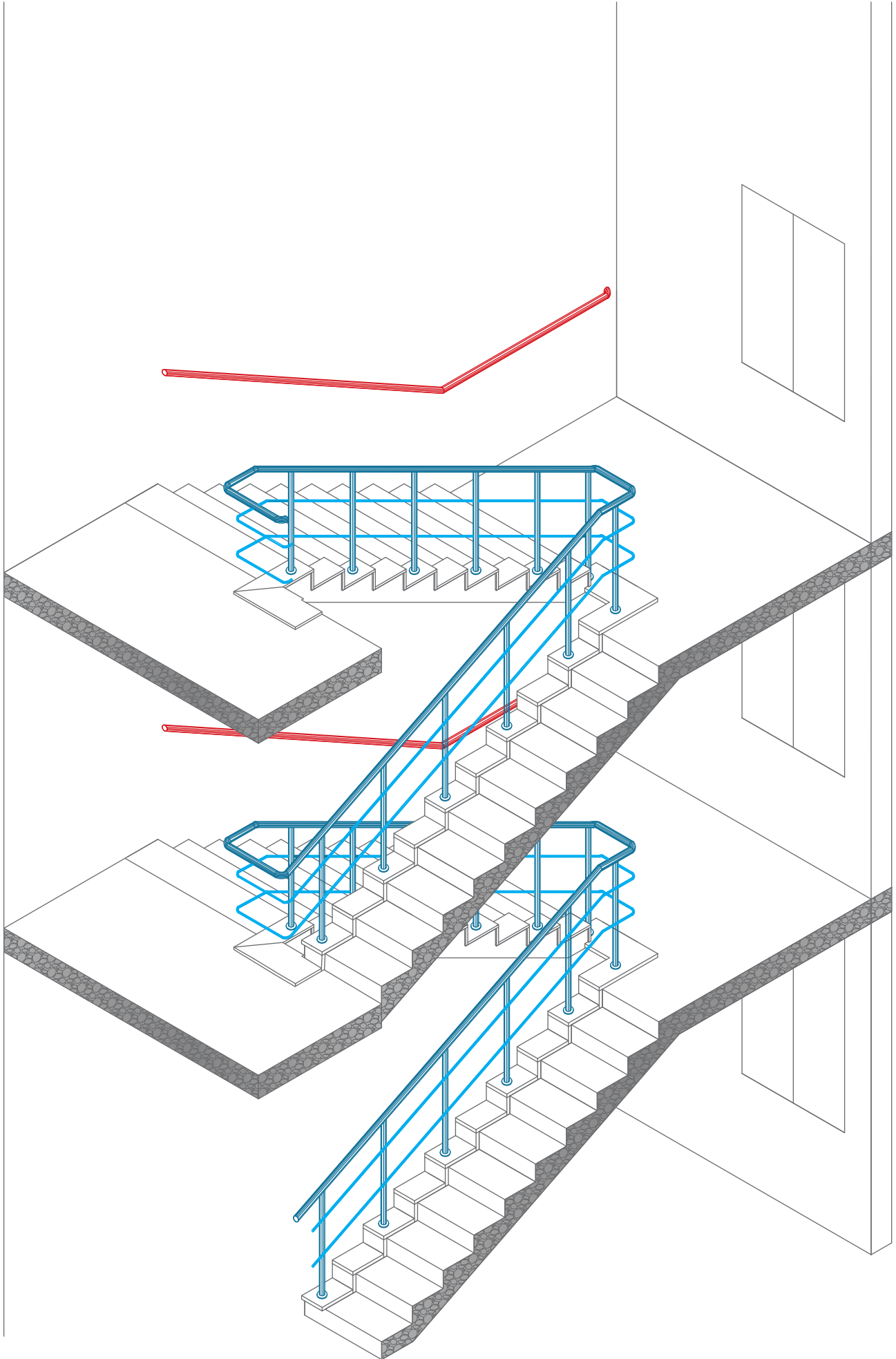


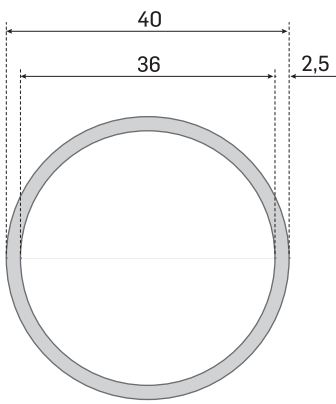
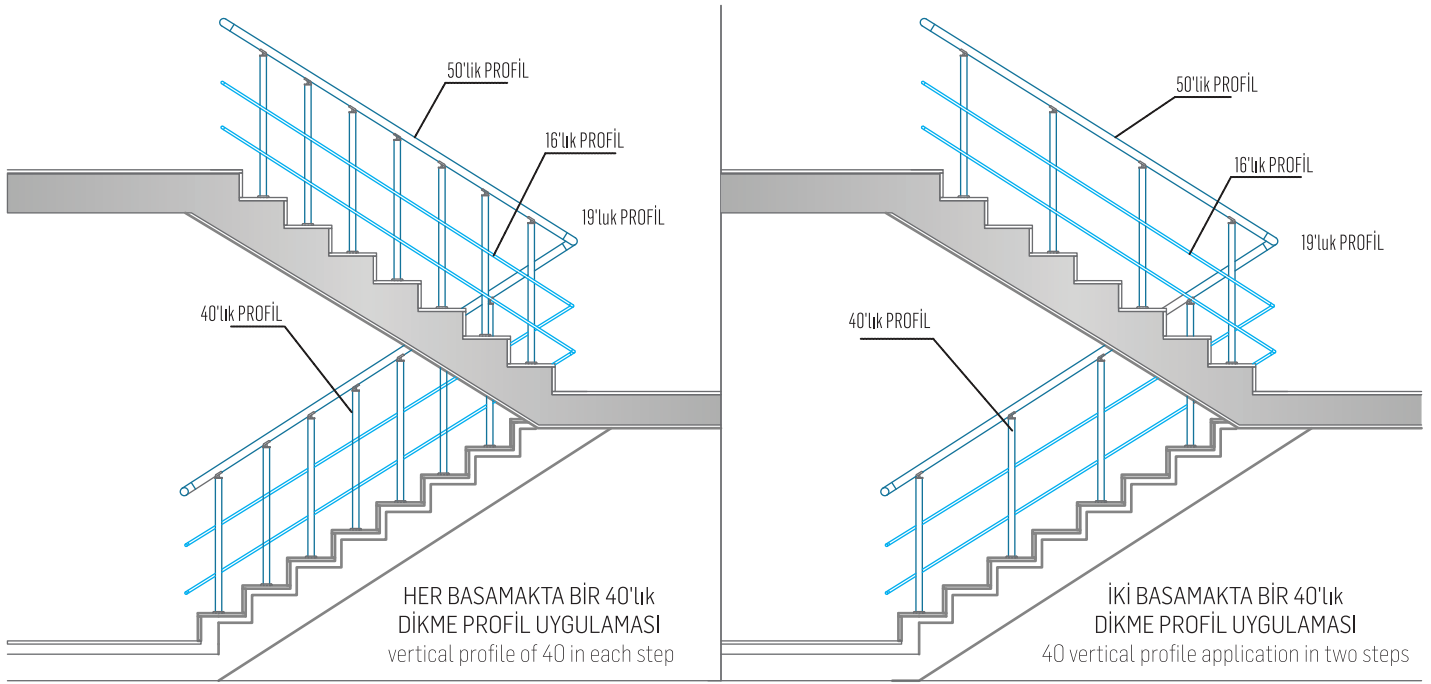
Smart Base 35
Sürekli Baza
Continually Base

küpeşte & korkuluk sistemleri

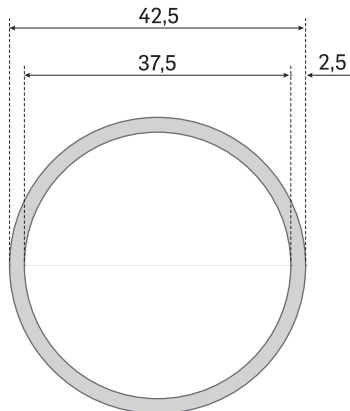
handrail & railings systems



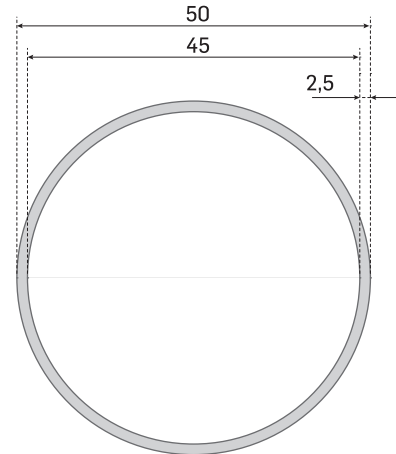




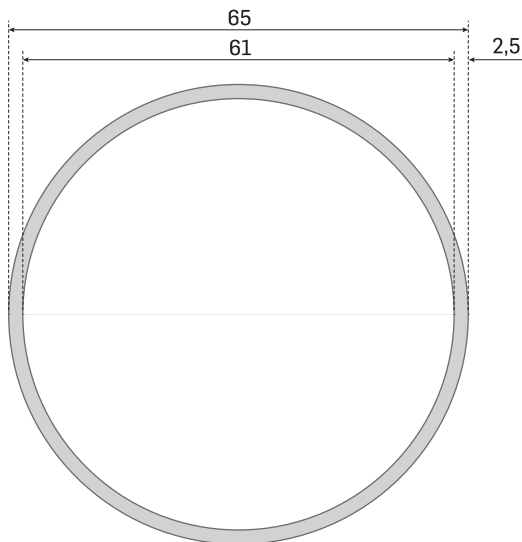
2064
0,798 kg/m



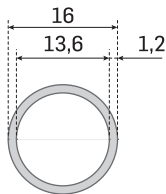
3507
0,851 kg/m



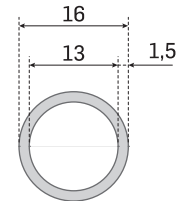
2076
1,011 kg/m



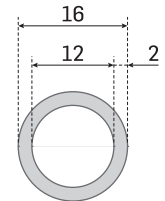
2089
1,330 kg/m



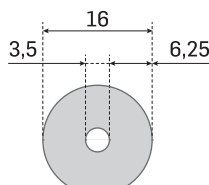
2013
0,152 kg/m



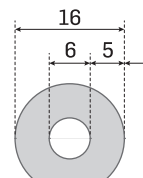
2014
0,187 kg/m



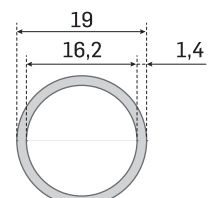
2015
0,238 kg/m



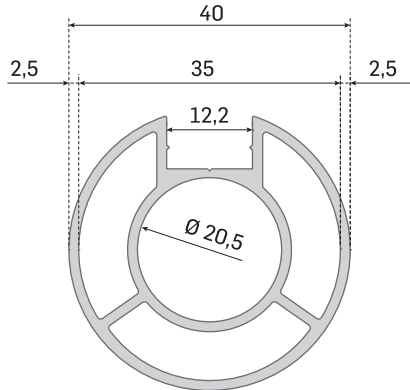
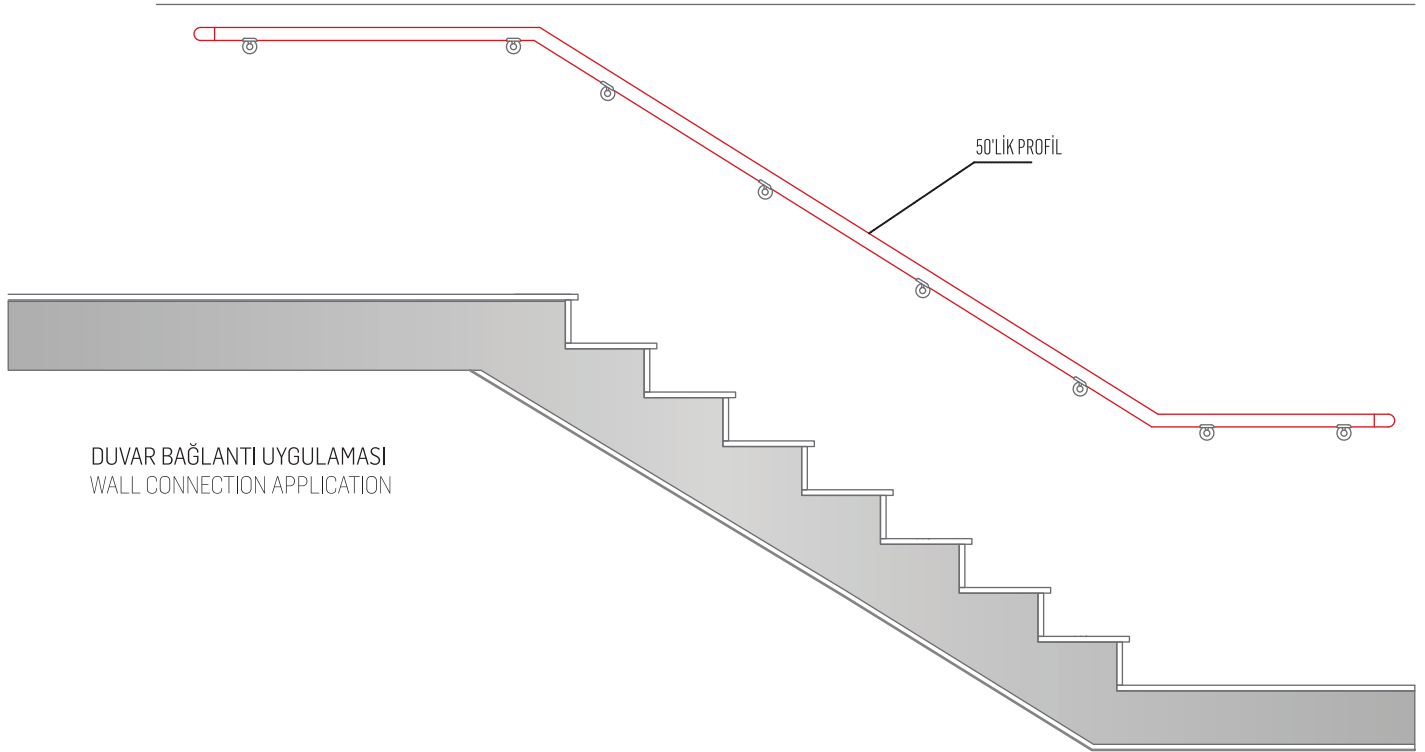
3508
0,521 kg/m



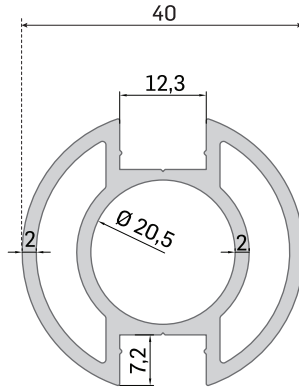
3510
0,469 kg/m



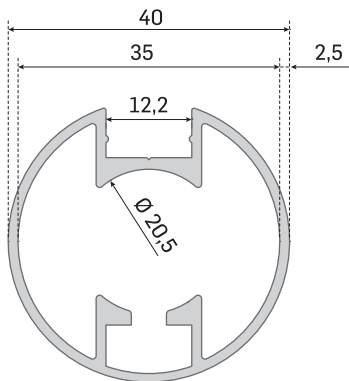
3509
0,211 kg/m



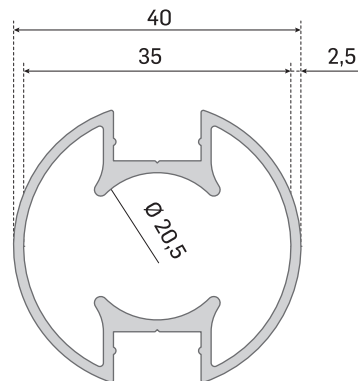
3501
1,328 kg/m



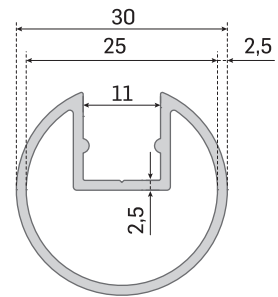
3502
1,038 kg/m



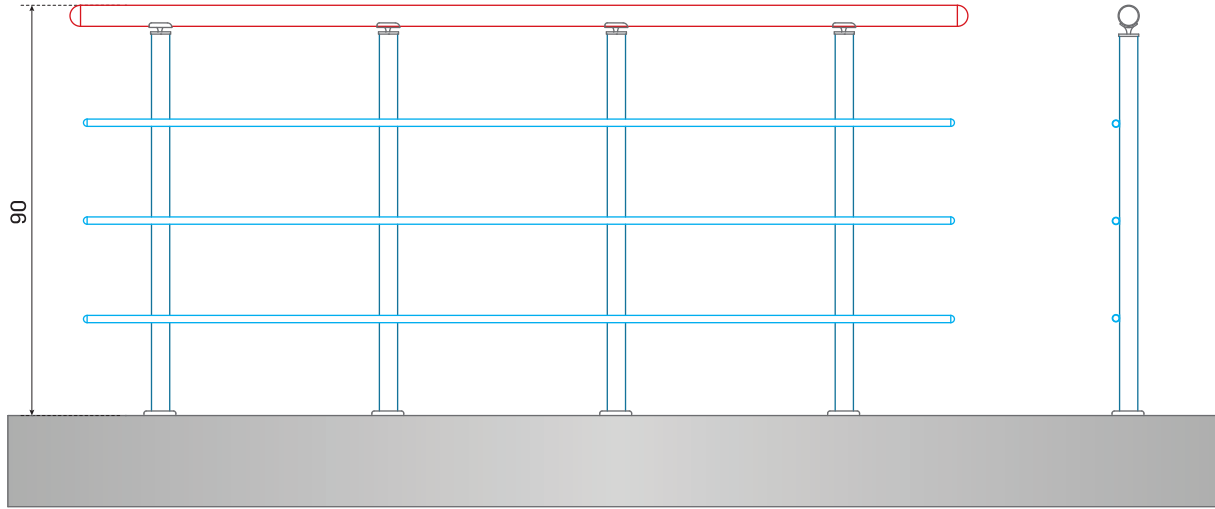
3504
1,079 kg/m



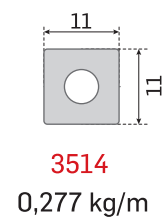
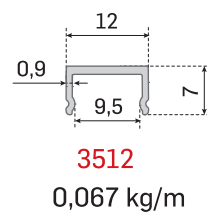
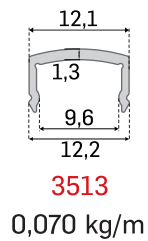
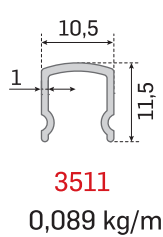
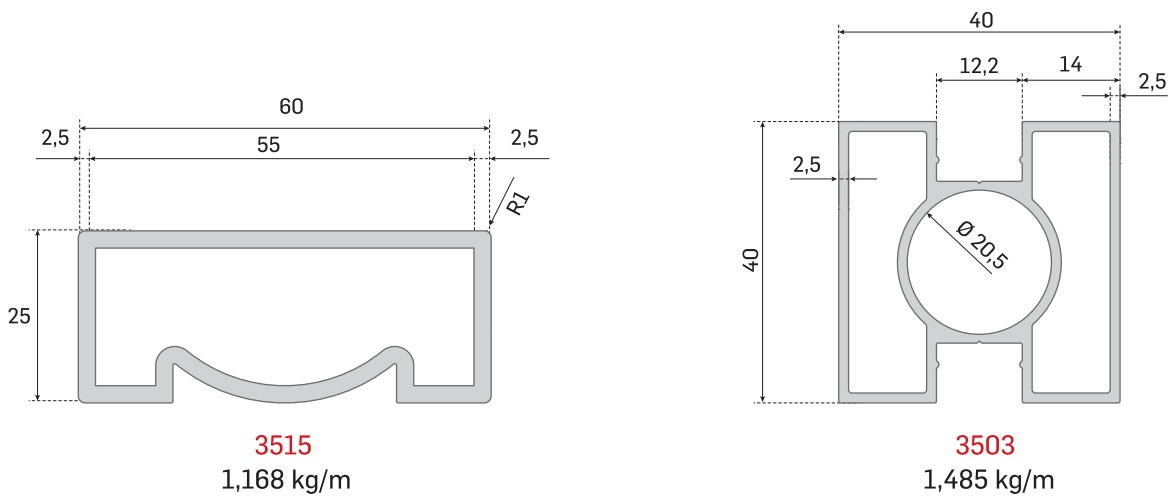
3505
1,014 kg/m



3506
0,745 kg/m



Örnek Montaj Şeması
Sample Montage Schema

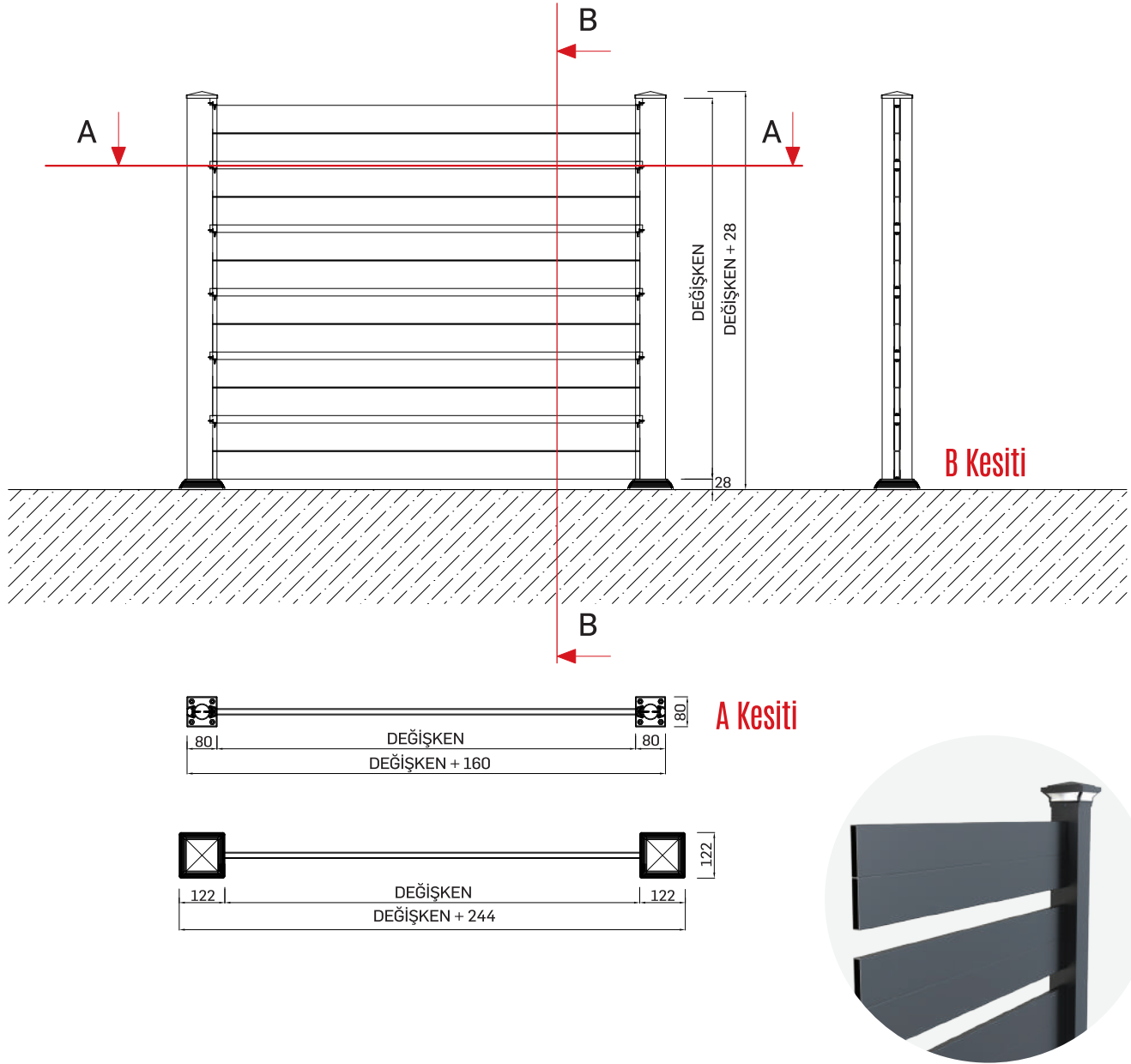


aluminium fence systems



alüminyum
çit sistemleri






Arfen çit sistemleri ile yaşam alanınıza değer katmak ve mahremiyetle birlikte korumanın istendiği durumlarda güvenli alanlar oluşturmak için özel olarak tasarlanmıştır. Sınırlarınızı tanımlamakla birlikte istenmeyen ziyaretçileri ve hayvanları yaşam alanınızın dışında tutmak için mükemmel bir tercihtir. Kolay montaj, az bakım gerektiren ve uzun ömürlü olan sistemimiz kullanıcılar tarafından sıklıkla tercih edilmektedir. Alüminyumun uzun ömürlü ve paslanmaz yapısından dolayı havuz alanlarında ve bahçe kullanımlarında sıklıkla karşılaştığımız. Arfen Alüminyum, yüksek mukavemetli ve kaliteli alüminyum çit sistemiyle modern ve dayanıklı çözümler sunar.


Arfen fence systems is specially designed to add value to your living space and to create safe areas where privacy and protection are required. It is an excellent choice for defining your boundaries and keeping unwanted visitors and animals out of your living space. Our system, which is easy to install, requires low maintenance and has a long life, is frequently preferred by users. Due to the long-lasting and stainless structure of aluminum, we often encounter it in pool areas and garden uses. Arfen Aluminum offers modern and durable solutions with its high strength and quality aluminum fence system.

- Kolay montaj
- Hafif, güçlü ve korozyon dayanımı yüksek
- Uygulanabilir mat eloksal ve RAL renkleri
- Sabitleme vidaları görünmeden mükemmel lineer tasarım
- Büyük açıklıklara maksimum mukavemet


- Easy assembling
- Lightweight, strong and corrosion resistant
- Applicable matt anodized and RAL colors
- Perfect linear design without visible fixing screws
- Maximum resistance to long spans




Uygulama Adımları




Montaj aparatı çelik dübelleri ile zemine sabitlenir.
Mounting apparatus is fixed to the floor with steel dowels.



Dikme profili, montaj aparatına üstten geçirilerek vidalanır.
The strut profile is screwed to the mounting apparatus by passing it from the upper side.




Flanş kapak dikme profiline üstten yerleştirilerek temiz bir görüntü elde edilir.
Well-appearance is obtained by placing the flange closure on the strut profile from the upper side.




Yatay çit profili, dikme profilinde bulunan kanallara geçirilir.
The horizontal fence profile is passed into the channels in the strut profile.




L montaj aparatı ile dikme profiline vidalanır.
It is screwed to the strut profile with the L mounting apparatus.



Yatay çit profilleri arasında istenilen ölçüde boşluk kalacak şekilde kesilen kapak profili, dikme profilinde bulunan kanala yerleştirilir.
The cover profile, which is cut in a desired gap between the horizontal fence profiles, is placed in the channel in the strut profile.



Dikme profilinin açıkta kalan tarafına boy kanal profili yerleştirilir.
Longitudinal channel profile is placed on the exposed side of the strut profile.



En üste kapak profili vidalanarak montaj tamamlanır.
The assembly is completed by screwing the cover profile (accessories) to the top side.



AR-FENCE 001
Dikme Profili
Vertical Profile



AR-FENCE 003
Dikme Kenar Çıtası
Vertical Edge Profile



AR-FENCE 004
150 mm Yatay Kayıt
150 mm Horizontal Boards




AR-FENCE 005
200 mm Yatay Kayıt
200 mm Horizontal Boards




AR-FENCE 006
Zemin Montaj Aparatı
Floor Installation Anchor



AR-FENCE 007
Yatay Kayıt L Montaj Aparatı
Horizontal Board L Type Installation Equipment



AR-FENCE 008
Dikme Kapak Profili
Vertical Profile End Cap




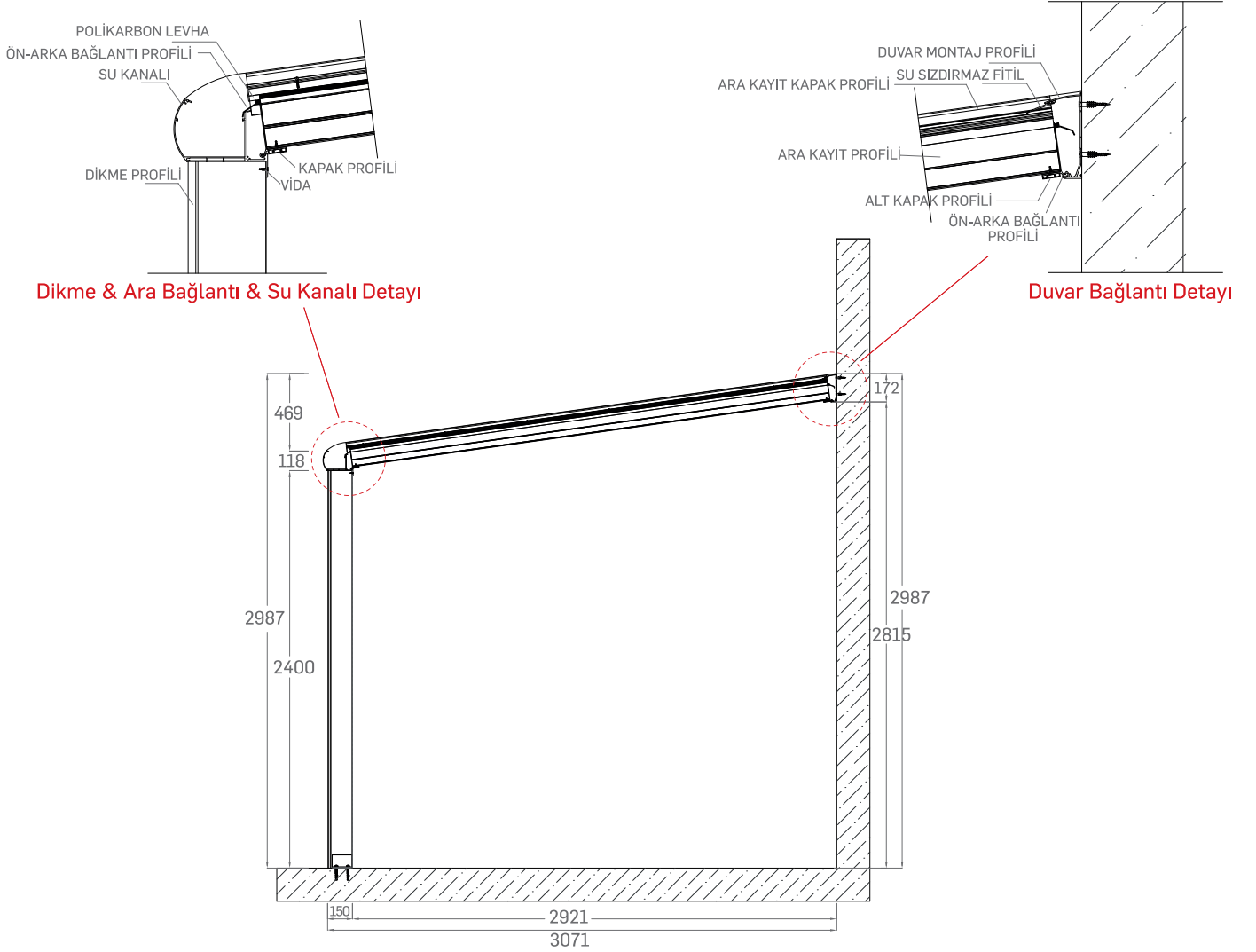
AR-FENCE 009
Dikme Flanşı
Vertical Profile Flange

winter garden systems



kış bahçesi
sistemleri





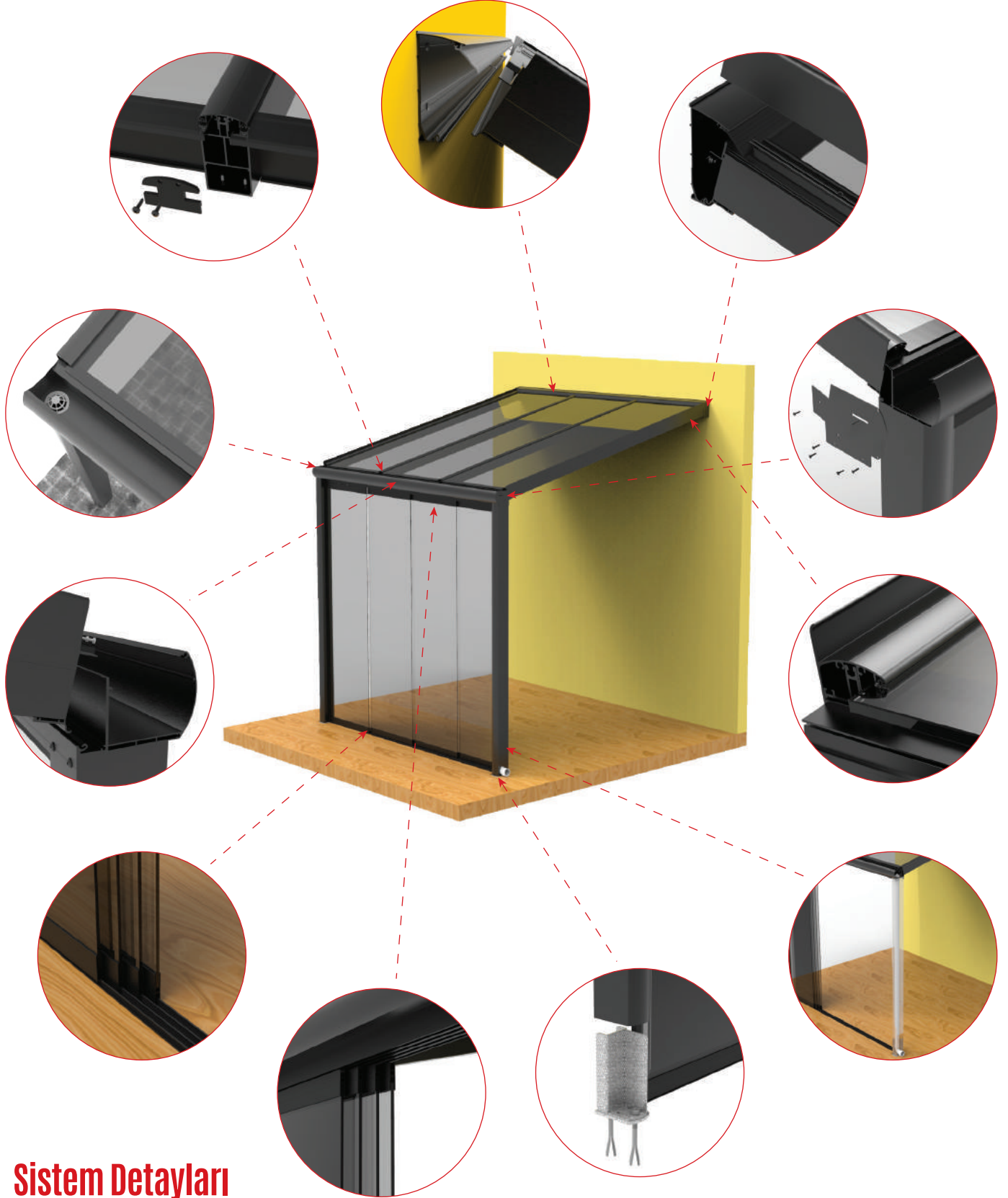
ARFEN Kış Bahçesi Sistemleri

Arfen kış bahçesi sistemimiz müstakil konutlar için uygun olmakla birlikte boş arazilerinizde özel kullanım için de kış bahçesi yaptırabilirsiniz. Sistem uygulamalarımız villa tipi müstakil yapılar ile birlikte yapılabildiği gibi ayrı olarak da uygulaması ve imalatı yapılabilmektedir. Konforun ve kalitenin her mevsim devam edebilmesi için kış bahçesi sistemimiz çok iyi bir tercihtir. Kertme ve açılı kesime ihtiyaç olmadan kurulmasının vermiş olduğu kolaylık, kullanıcıların tercihinde önemli bir rol almaktadır.


Arfen winter garden system is suitable for detached houses, you can also have a winter garden for private use on your empty lands. Our system applications can be made together with villa type detached structures, as well as separately applied and manufactured. Our winter garden system is a very good choice for comfort and quality to continue in all seasons. The convenience of installing without the need for chamfering and angled cutting plays an important role in the preference of users.

- Hızlı imalat ve montaj kolaylığı
- Güçlü ve korozyon dayanımı yüksek
- 8–30 mm aralığında cam, polikarbon veya alüminyum kullanımı
- Açılı profili ile 8° - 20° derece arası uygulama olanağı
- Bütün profillerin 90° kesime uygunluğu
- Çelik takviye kullanma seçeneği
- Uygulanabilir mat eloksal ve RAL renkleri

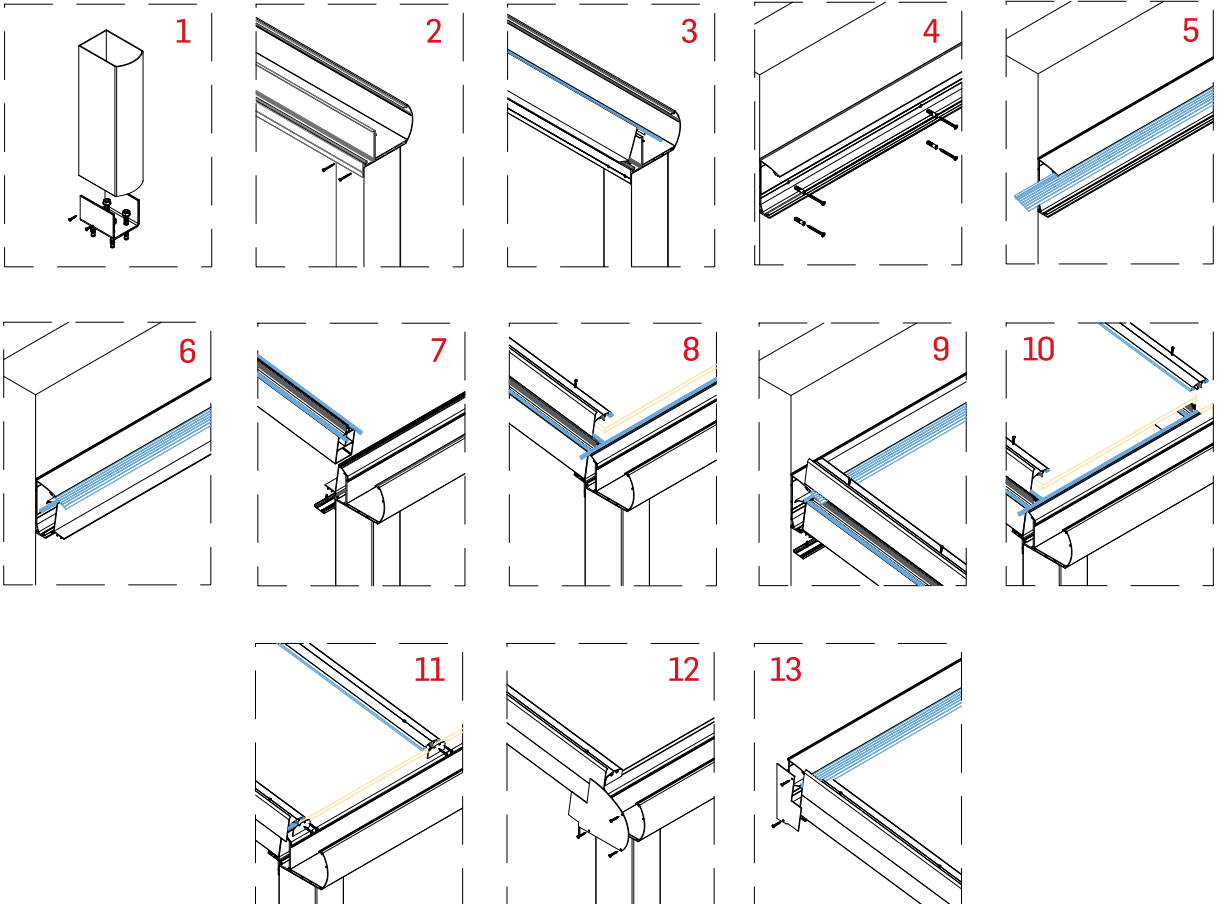
- Fast manufacturing and easy assembly
- Strong and corrosion resistant
- Use of glass, polycarbonate or aluminum in the 8 – 30 mm range
- Possibility of application between 8° and 20° degrees with its angled profile
- Suitability of all profiles for 90° cutting
- Option to use steel reinforcement
- Applicable matt anodized and RAL colors



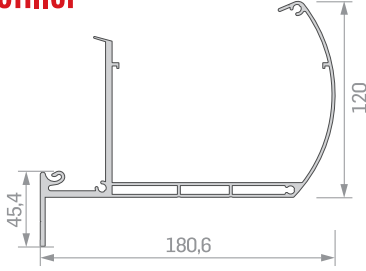
Sistem Detayları
System Details



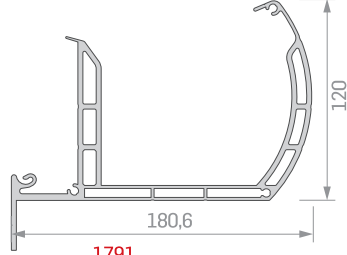
Uygulama Aşamaları




Profiller



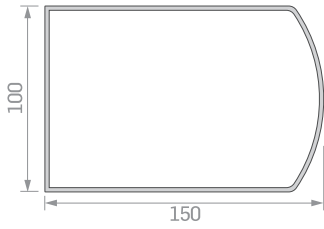
1656
Oluk Profili
BORDER PROFILE
Ağırlık / Weight: 4,046



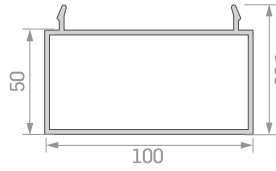
1791
Oluk Profili
BORDER PROFILE
Ağırlık / Weight: 5,742



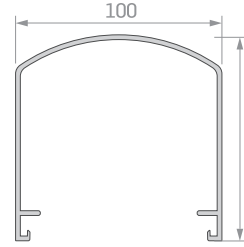
1661
Oluk Destek Profili
BORDER SUPPORT PROFILE
Ağırlık / Weight: 1,131



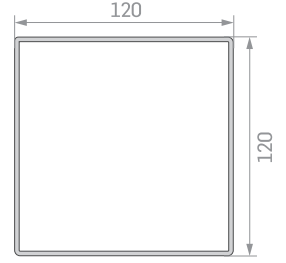
1657
Kapaksız Kolon Profili
COLUMN PROFILE WITHOUT COVER
Ağırlık / Weight: 2,905



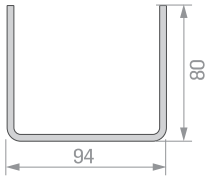
1790
Kapaklı Kolon Altı Profili
COLUMN BELOW PROFILE WITH COVER
Ağırlık / Weight: 1,976



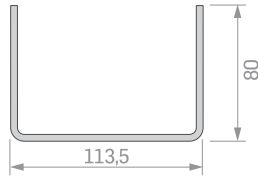
1789
Kapaklı Kolon Üst Profili
COLUMN UPPER PROFILE WITH COVER
Ağırlık / Weight: 1,875



1695
Kare Kolon Profili
SQUARE COLUMN PROFILE
Ağırlık / Weight: 3,165



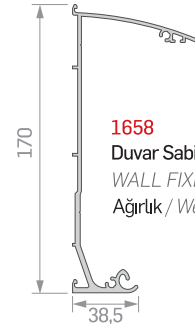
1659
Kolon İçi U Profil
COLUMN INSIDE U PROFILE
Ağırlık / Weight: 2,615



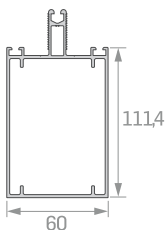
1745
Kare Kolon İçi U Profil
SQUARE COLUMN INSIDE U PROFILE
Ağırlık / Weight: 2,821



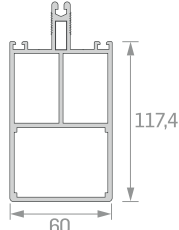
5769
Duvar Sabitleme Profili
WALL FIXING PROFILE
Ağırlık / Weight: 2,192



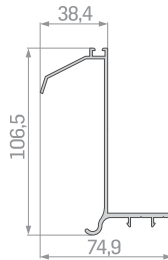
1658
Duvar Sabitleme Profili
WALL FIXING PROFILE
Ağırlık / Weight: 2,086



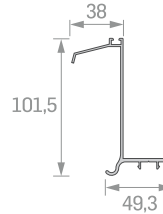
5770
Griyaj Profili
GRIYAJ PROFILE
Ağırlık / Weight: 1,799



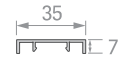
1653
Griyaj Profili
GRIYAJ PROFILE
Ağırlık / Weight: 2,724



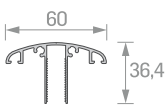
5707
Geçme Açı Profili
ANGLE PROFILE
Ağırlık / Weight: 1,073



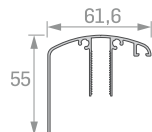
5773
Geçme Açı Profili
ANGLE PROFILE
Ağırlık / Weight: 1,027



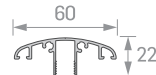
5298
LED Kapak Profili
LED COVER PROFILE
Ağırlık / Weight: 0,201



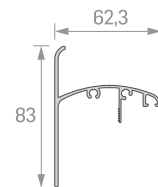
5771
Griyaj Kapak Profili
GRIYAJ COVER PROFILE
Ağırlık / Weight: 0,634



5772
Griyaj Kenar Kapak Profili
GRIYAJ EDGE COVER PROFILE
Ağırlık / Weight: 0,748

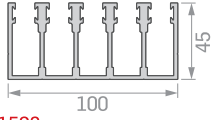


1654
Griyaj Kapak Profili
GRIYAJ COVER PROFILE
Ağırlık / Weight: 0,545

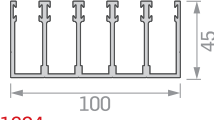


1660
Griyaj Kenar Kapak Profili
GRIYAJ EDGE COVER PROFILE
Ağırlık / Weight: 0,919

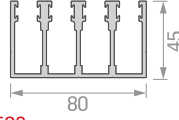
Profiller



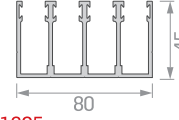
1592
4 Kanallı Kalın
Sürme Üst Kasa Profili
SLIDING THICK FRAME UPPER
PROFILE WITH 4 CHANNELS
Ağırlık / Weight: 2,948



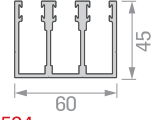
1604
4 Kanallı İnce
Sürme Üst Kasa Profili
SLIDING THIN FRAME UPPER
PROFILE WITH 4 CHANNELS
Ağırlık / Weight: 2,504



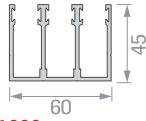
1593
3 Kanallı Kalın
Sürme Üst Kasa Profili
SLIDING THICK FRAME UPPER
PROFILE WITH 3 CHANNELS
Ağırlık / Weight: 2,488



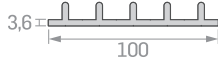
1605
3 Kanallı İnce
Sürme Üst Kasa Profili
SLIDING THIN FRAME UPPER
PROFILE WITH 3 CHANNELS
Ağırlık / Weight: 2,038



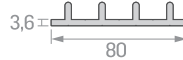
1594
2 Kanallı Kalın
Sürme Üst Kasa Profili
SLIDING THICK FRAME UPPER
PROFILE WITH 2 CHANNELS
Ağırlık / Weight: 1,827



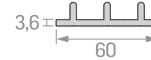
1606
2 Kanallı İnce
Sürme Üst Kasa Profili
SLIDING THIN FRAME UPPER
PROFILE WITH 2 CHANNELS
Ağırlık / Weight: 1,572



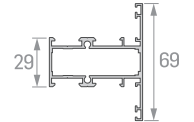
1584
5 Kanallı Eşiksiz Alt Sürme Profili
SLIDING FRAME LOWER
PROFILE NON-THRESHOLD
WITH 5 CHANNELS
Ağırlık / Weight: 1,466



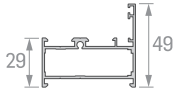
1595
4 Kanallı Eşiksiz Alt Sürme Profili
SLIDING FRAME LOWER
PROFILE NON-THRESHOLD
WITH 4 CHANNELS
Ağırlık / Weight: 1,173



1596
3 Kanallı Eşiksiz Alt Sürme Profili
SLIDING FRAME LOWER
PROFILE NON-THRESHOLD
WITH 3 CHANNELS
Ağırlık / Weight: 0,851



1598
Orta Kayıt Profili
MIDDLE RECORD PROFILE
Ağırlık / Weight: 1,060



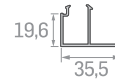
1599
L Kasa Profili
L SHAPE FRAME PROFILE
Ağırlık / Weight: 0,864



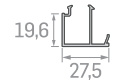
1597
Tip 1 Kanat Profili
TYPE 1 WING PROFILE
Ağırlık / Weight: 0,829



1603
Tip 2 Kanat Profili
TYPE 2 WING PROFILE
Ağırlık / Weight: 0,927



1600
4+4 mm Cam Çıtası
4+4 mm GLAZING
BEAD PROFILE
Ağırlık / Weight: 0,320



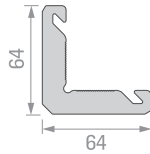
1601
5+5 mm Cam Çıtası
5+5 mm GLAZING
BEAD PROFILE
Ağırlık / Weight: 0,290



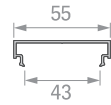
1602
Geniş Bitim U Profili
WIDE END U PROFILE
Ağırlık / Weight: 0,385



1744
Dar Bitim U Profili
NARROW END U PROFILE
Ağırlık / Weight: 0,374



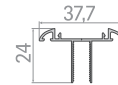
1632
Köşe Çavuş Profili
CORNER END PROFILE
Ağırlık / Weight: 3,900



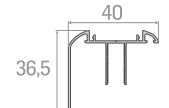
1643
5+5 mm Cam Çıtası
5+5 mm GLAZING
BEAD PROFILE
Ağırlık / Weight: 0,317



2723
Ağırlık /
Weight: 0,160



2926
Ağırlık /
Weight: 0,512



2925
Ağırlık /
Weight: 0,688

Aksesuar ve Fitiller



205,8058
Dış Cam Fiti



WDA-901
3 mm Kama Fiti



WDA-902
4 mm Kama Fiti



WDA-903
5 mm Kama Fiti



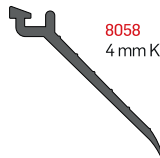
WDA-904
6 mm Kama Fiti




Kapak Üst Fiti



Griyaj Kanal Fiti



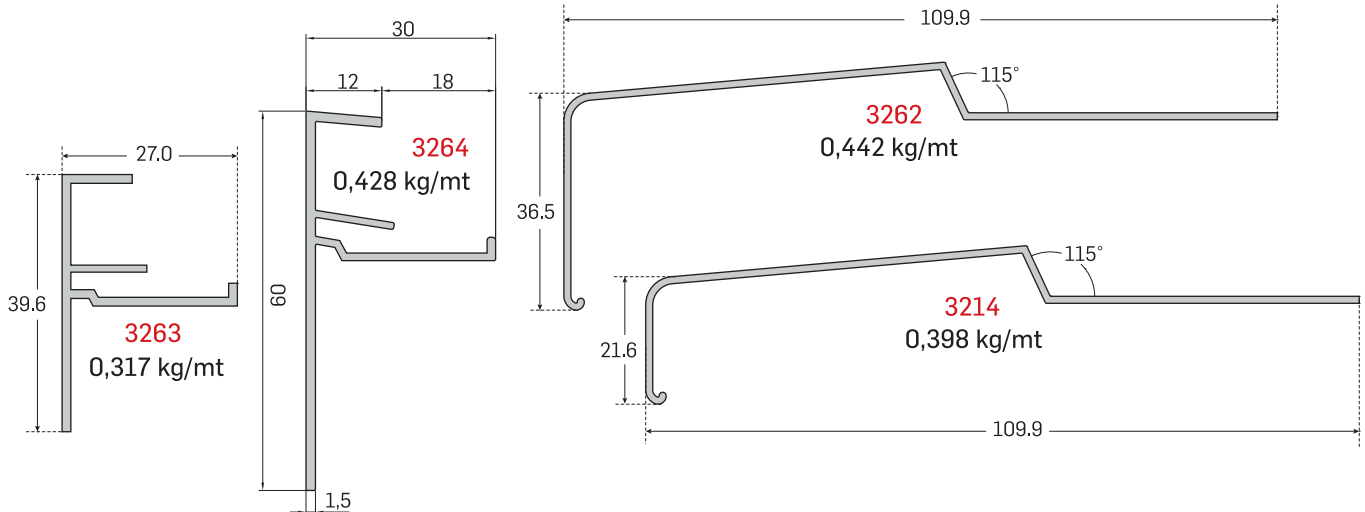
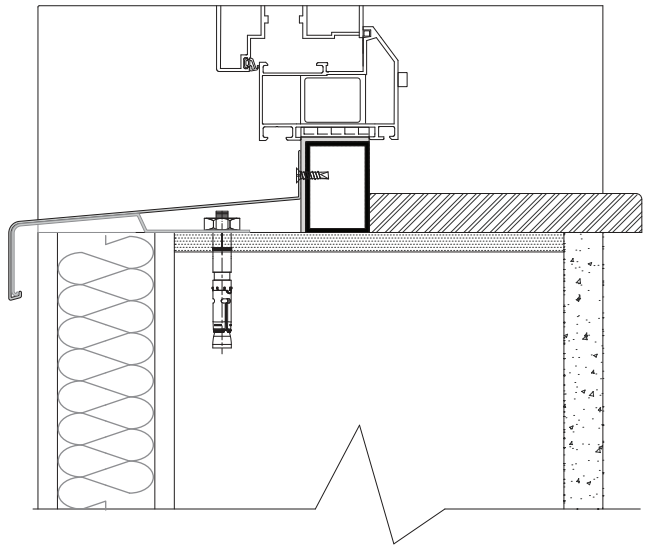
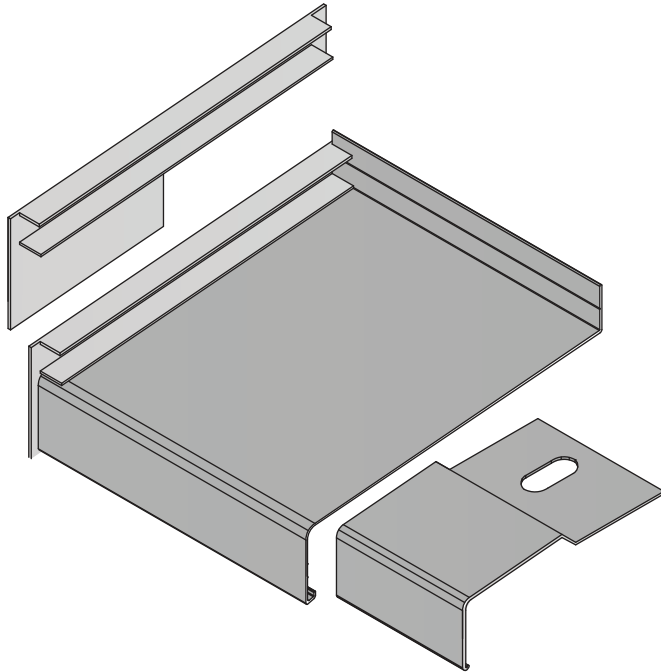
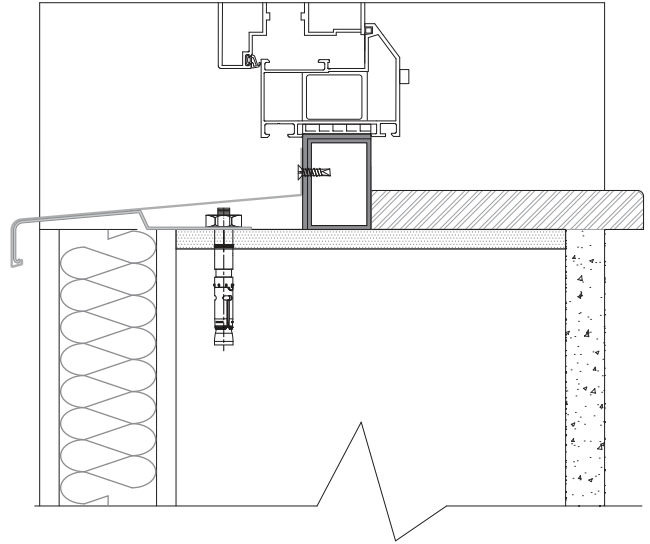
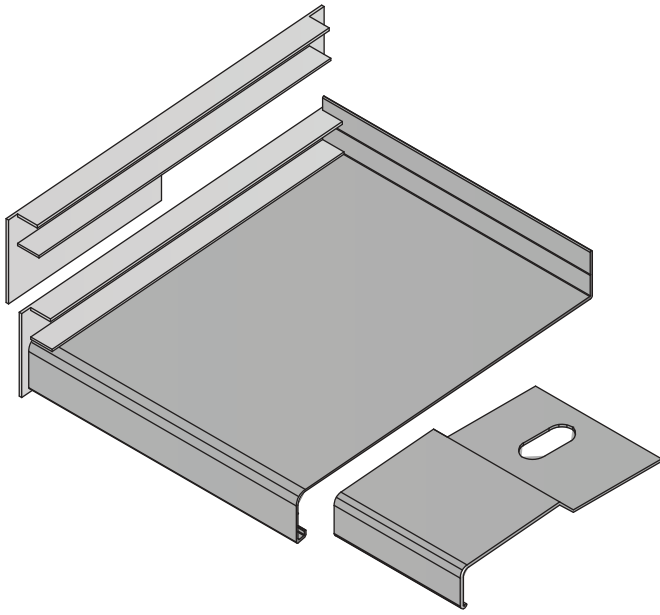
8058
4 mm Kama Fiti

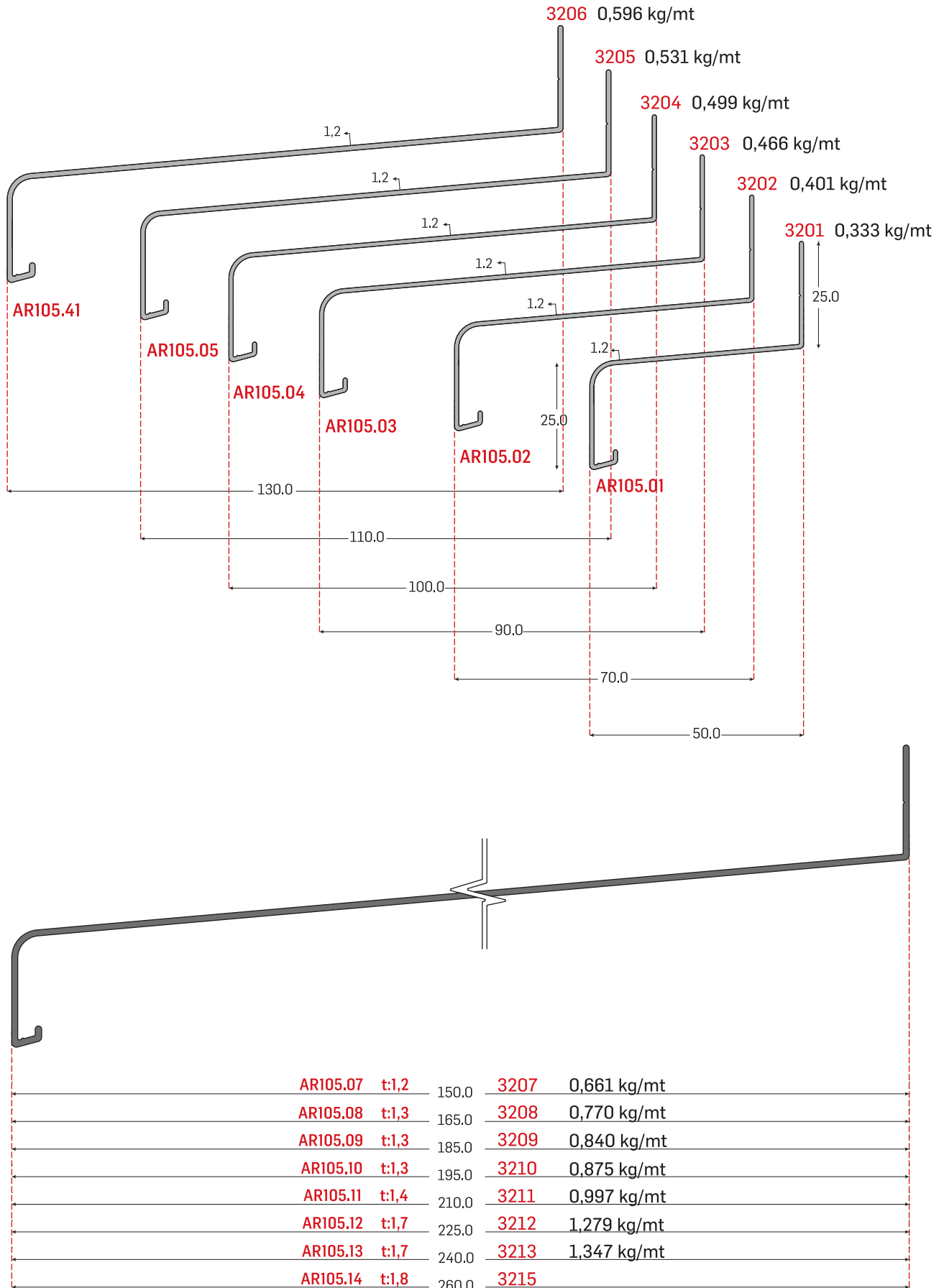


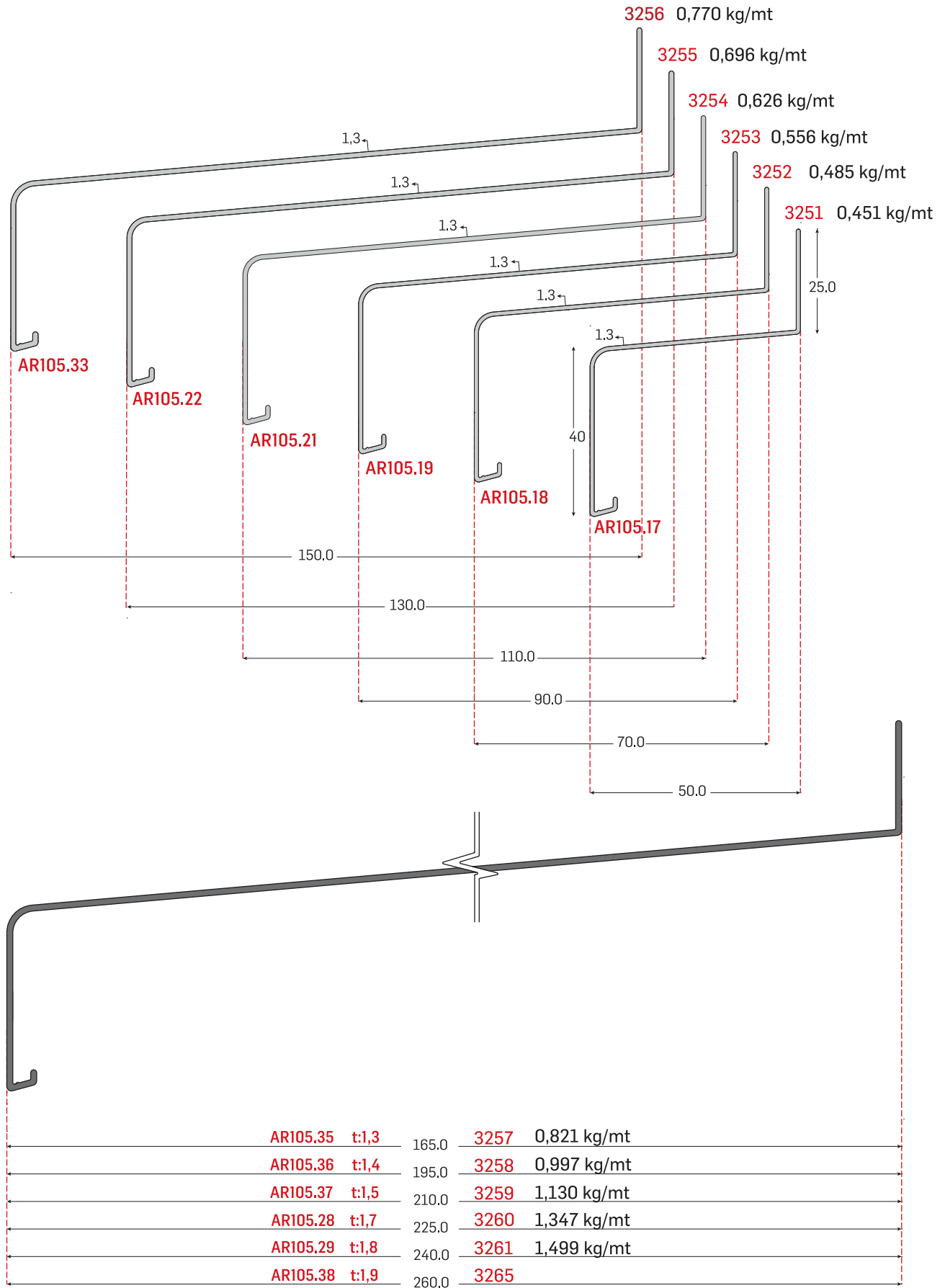
■ denizlik profilleri

waterslag profiles











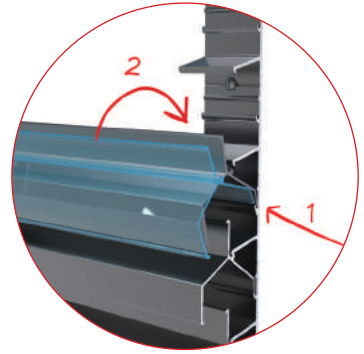

louvers & solar shading

menfez ve güneş kırıcılar




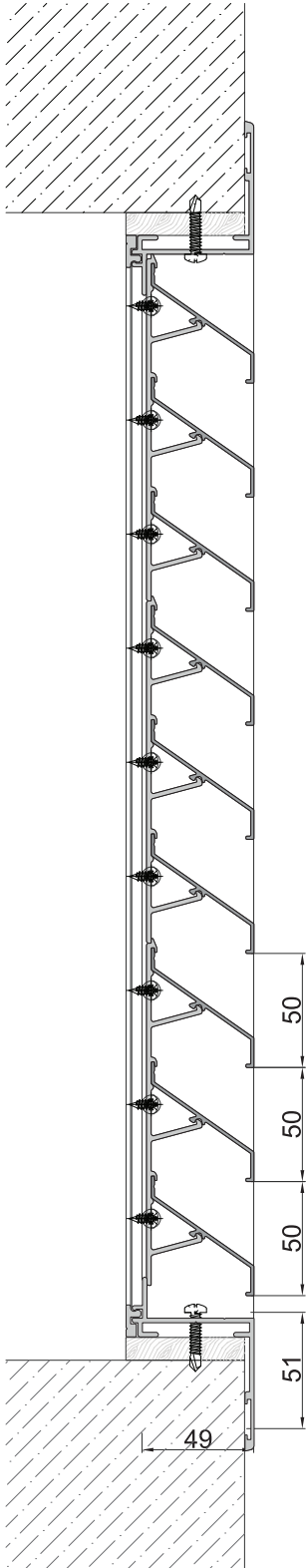


dekoratif görünüm
dayanıklı yapı



Arfen menfez ve güneş kırıcı profilleri eloksallı kaplama, elektrostatik boya, ahşap dekor kaplama dekor ve renk özellikleri ile temin edilebilmektedir. Arfen menfez ve güneş kırıcılar mimarının ihtiyaç duyduğu ses bariyeri, gölgeleme, havalandırma ve rüzgar kırıcı kabiliyetleri ile ihtiyaçlarını karşılayabilmektedir. Hareketli ve sabit sistemler kar ve rüzgar yükü değişkenlerine göre düzenlenebilmektedir.

Arfen louvres and solar shading profiles can be supplied with anodizing, electrostatic paint, wood decor covering decor and color features. Arfen louvres and solar shading can meet the needs of architects with their sound barriers, shading, ventilation and windbreaking capabilities. Moving and stationary systems can be arranged according to snow and wind load variables.

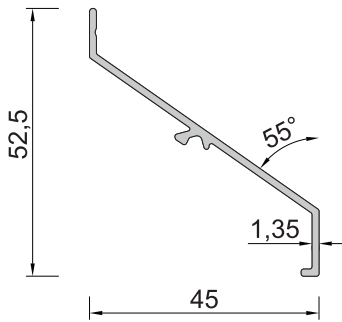


ARM45 Alüminyum Menfez Sistemleri

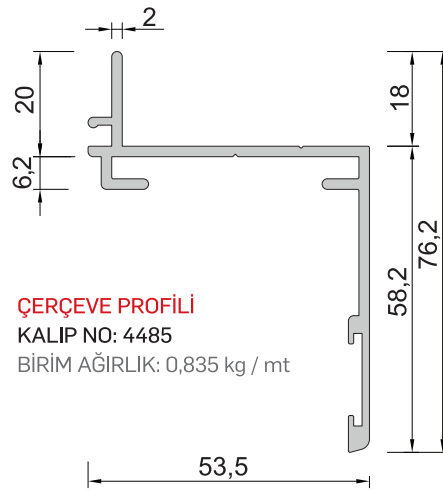
Alüminyum Menfez Sistemleri



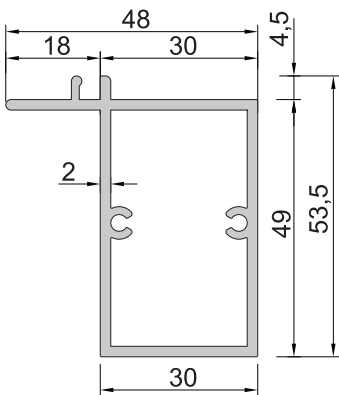
Profiller / Profiles



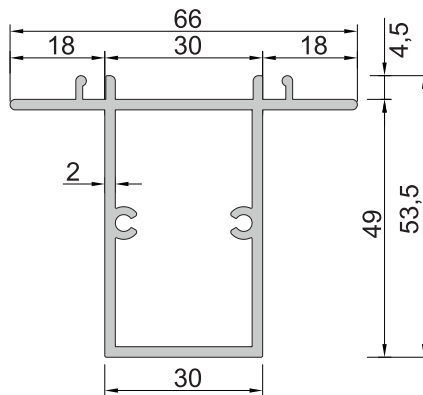
LAMA PROFİLİ
KALIP NO: 1778
BİRİM AĞIRLIK: 0,309 kg / mt



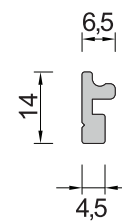
ÇERÇEVE PROFİLİ
KALIP NO: 4485
BİRİM AĞIRLIK: 0,835 kg / mt



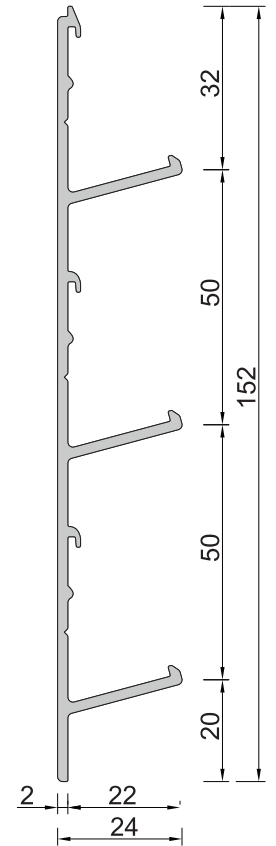
TEK KULAKLI ARA DİKME PROFİLİ
KALIP NO: 5906
BİRİM AĞIRLIK: 1,022 kg / mt





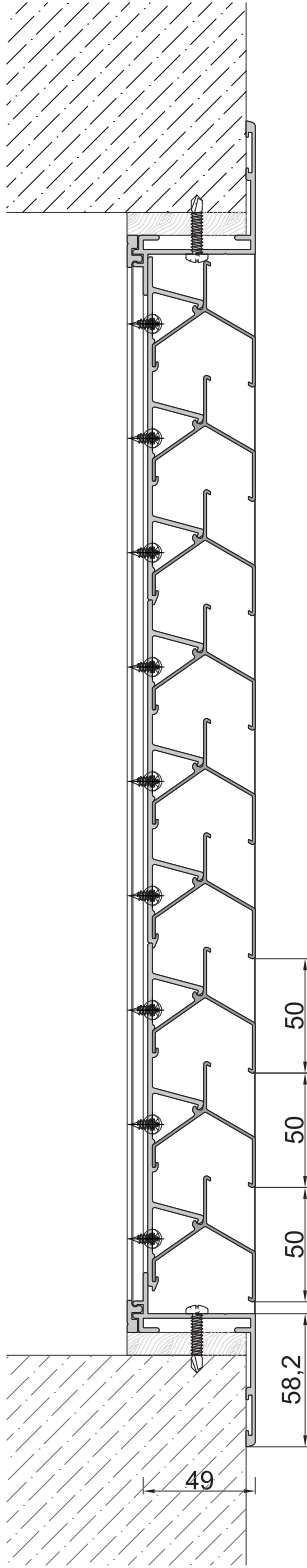
ARA DİKME PROFİLİ
KALIP NO: 4486
BİRİM AĞIRLIK: 1,153 kg / mt



BASKI PROFİLİ
KALIP NO: 4487
BİRİM AĞIRLIK: 0,146 kg / mt




ASKI PROFİLİ
KALIP NO: 1784
BİRİM AĞIRLIK: 1,279 kg / mt



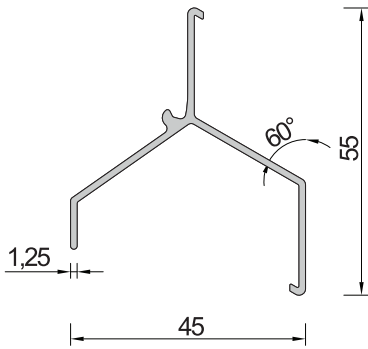
ARM50

Alüminyum Menfez Sistemleri

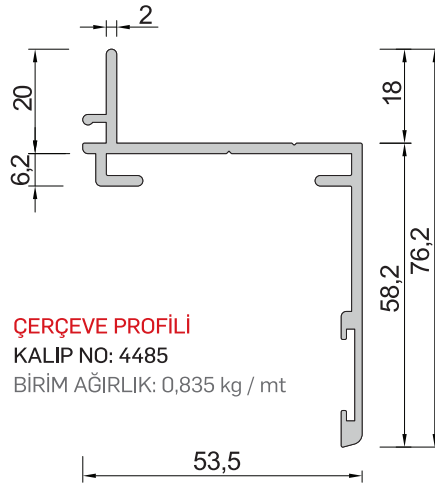
ARM50 ARA DİKMELİ



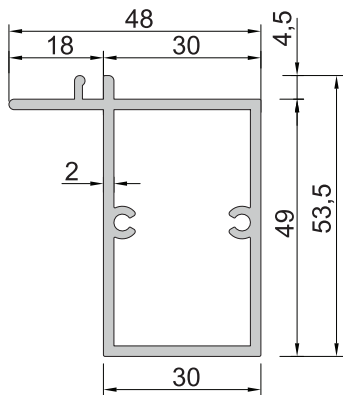
Profiller / Profiles



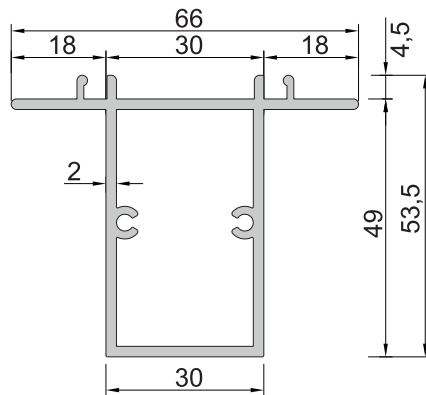
LAMA PROFİLİ
KALIP NO: 1779
BİRİM AĞIRLIK: 0,385 kg / mt



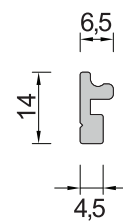
ÇERÇEVE PROFİLİ
KALIP NO: 4485
BİRİM AĞIRLIK: 0,835 kg / mt



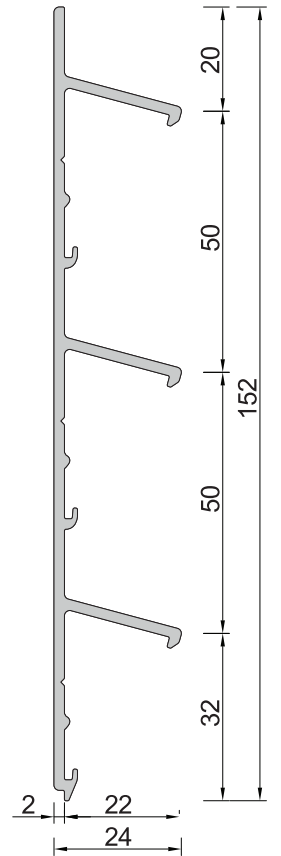
TEK KULAKLI ARA DİKME PROFİLİ
KALIP NO: 5906
BİRİM AĞIRLIK: 1,022 kg / mt



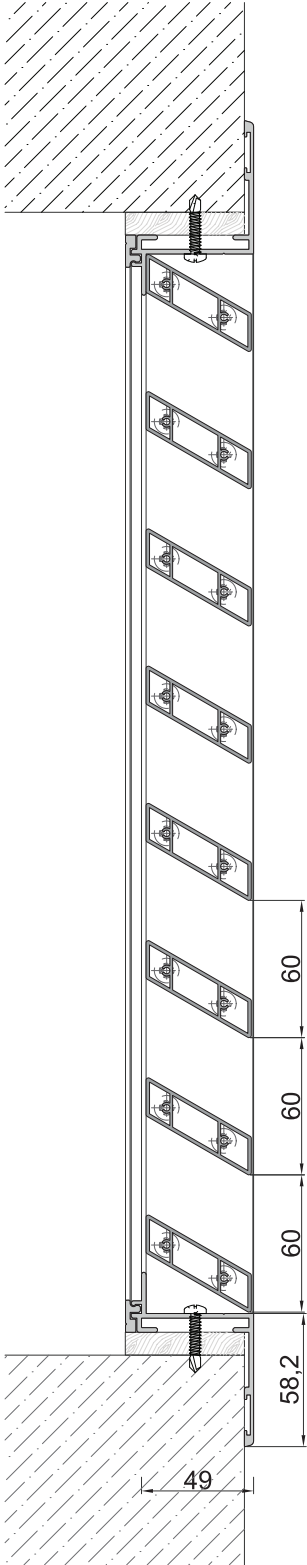
ARA DİKME PROFİLİ
KALIP NO: 4486
BİRİM AĞIRLIK: 1,153 kg / mt



BASKI PROFİLİ
KALIP NO: 4487
BİRİM AĞIRLIK: 0,146 kg / mt



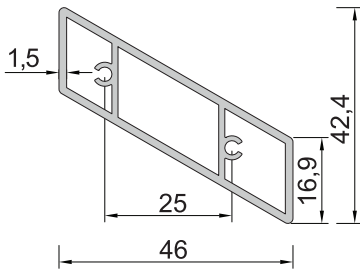
ASKI PROFİLİ
KALIP NO: 1784
BİRİM AĞIRLIK: 1,279 kg / mt



ARM50-1 Alüminyum Menfez Sistemleri



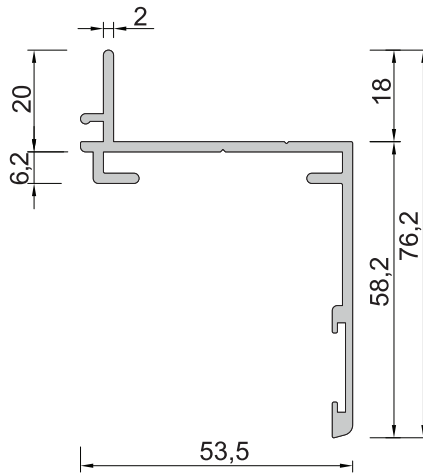
Profiller / Profiles



LAMA PROFİLİ

KALIP NO: 5901

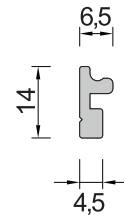
BİRİM AĞIRLIK: 0,669 kg / mt



ÇERÇEVE PROFİLİ

KALIP NO: 4485


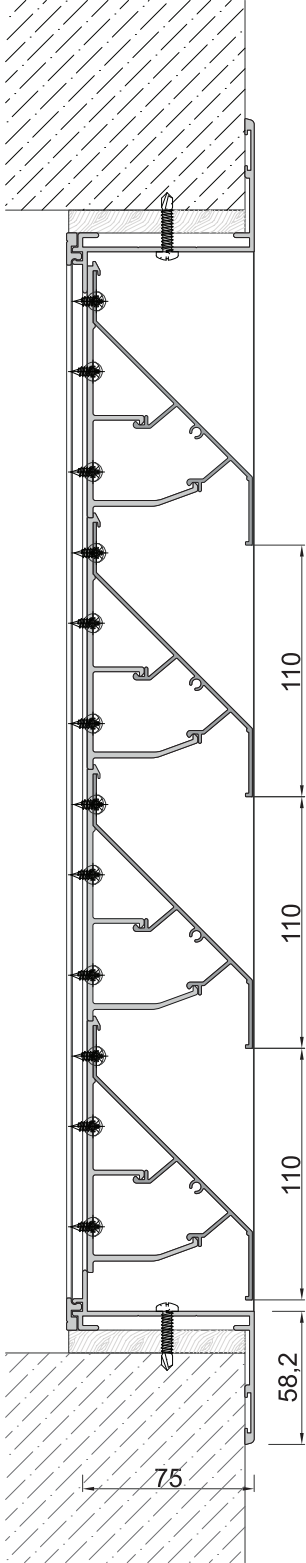
BİRİM AĞIRLIK: 0,835 kg / mt



BASKI PROFİLİ

KALIP NO: 4487

BİRİM AĞIRLIK: 0,146 kg / mt

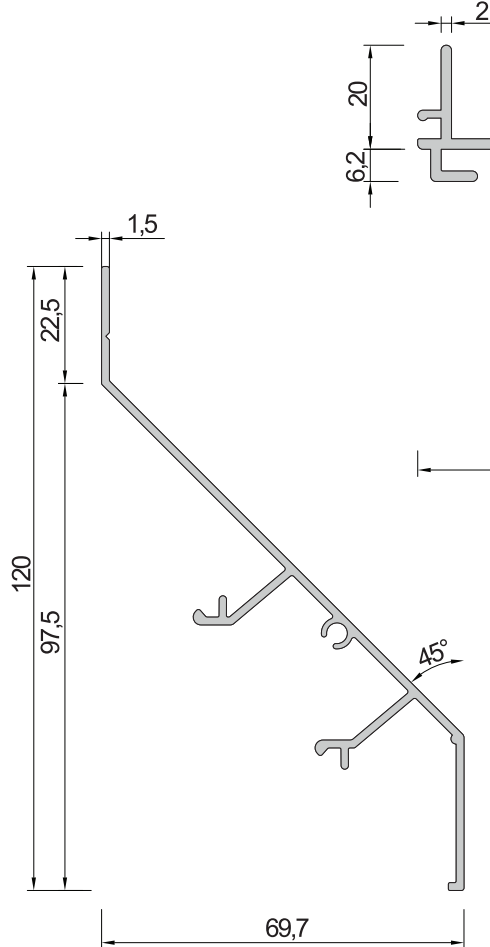


ARM75

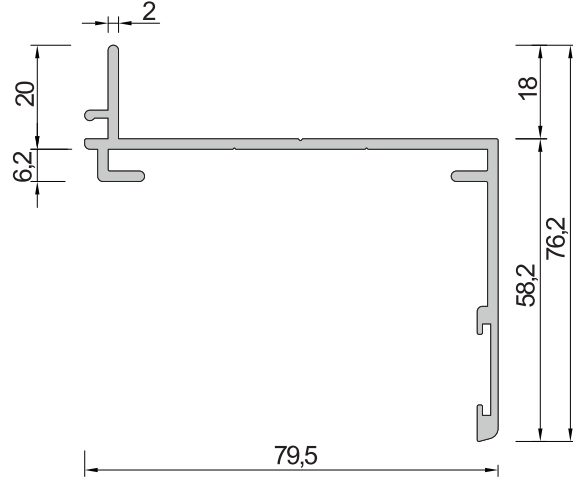
Alüminyum Menfez Sistemleri



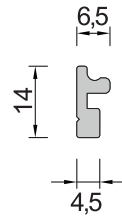
Profiller / Profiles



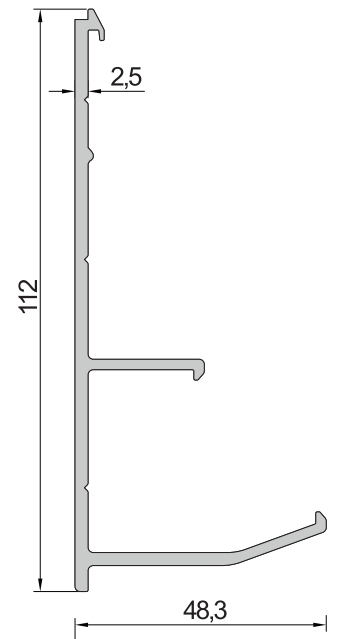
LAMA PROFİLİ
KALIP NO: 5904
BİRİM AĞIRLIK: 0,856 kg / mt



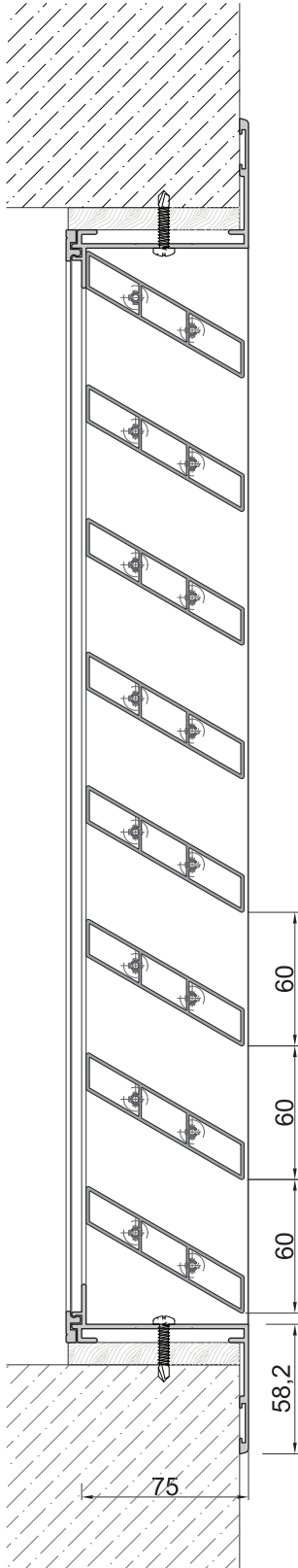
ÇERÇEVE PROFİLİ
KALIP NO: 5903
BİRİM AĞIRLIK: 0,978 kg / mt



BASKI PROFİLİ
KALIP NO: 4487
BİRİM AĞIRLIK: 0,146 kg / mt



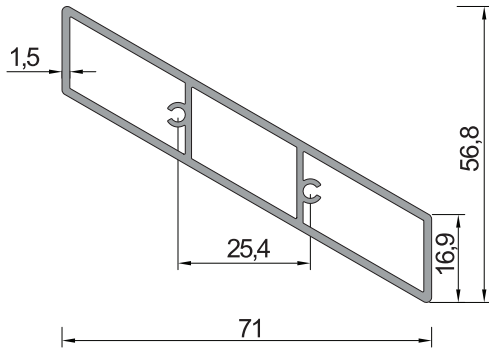
ASKI PROFİLİ
KALIP NO: 5905
BİRİM AĞIRLIK: 1,203 kg / mt



ARM75-1 Alüminyum Menfez Sistemleri



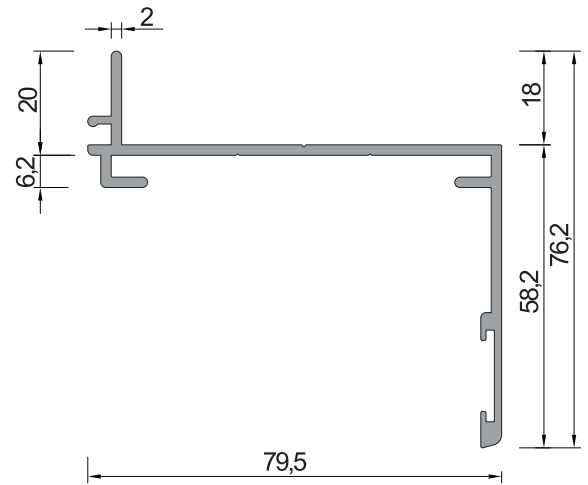
Profiller / Profiles



LAMA PROFİLİ

KALIP NO: 5902

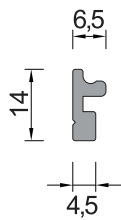
BİRİM AĞIRLIK: 0,902 kg / mt



ÇERÇEVE PROFİLİ

KALIP NO: 5903

BİRİM AĞIRLIK: 0,978 kg / mt

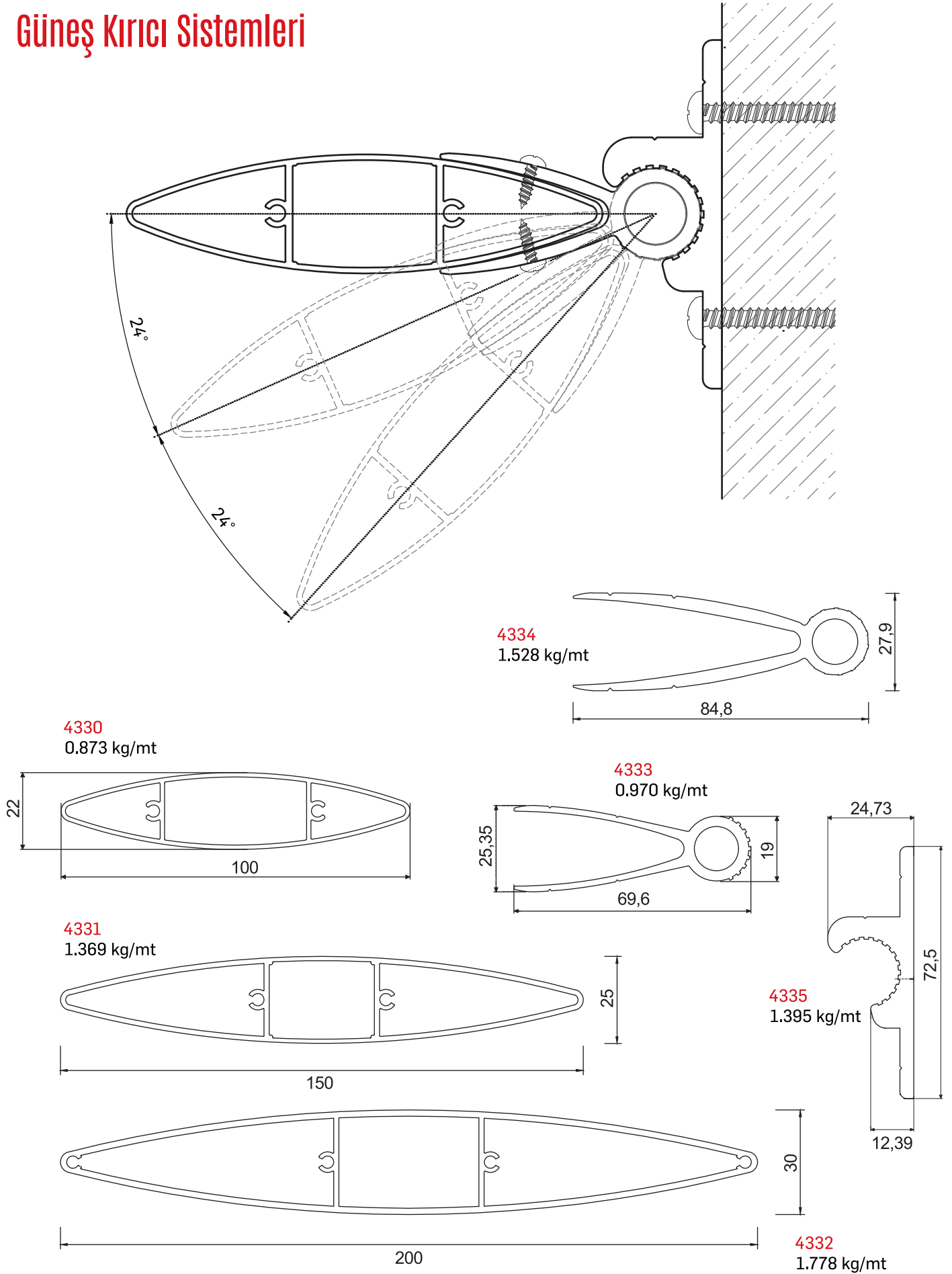


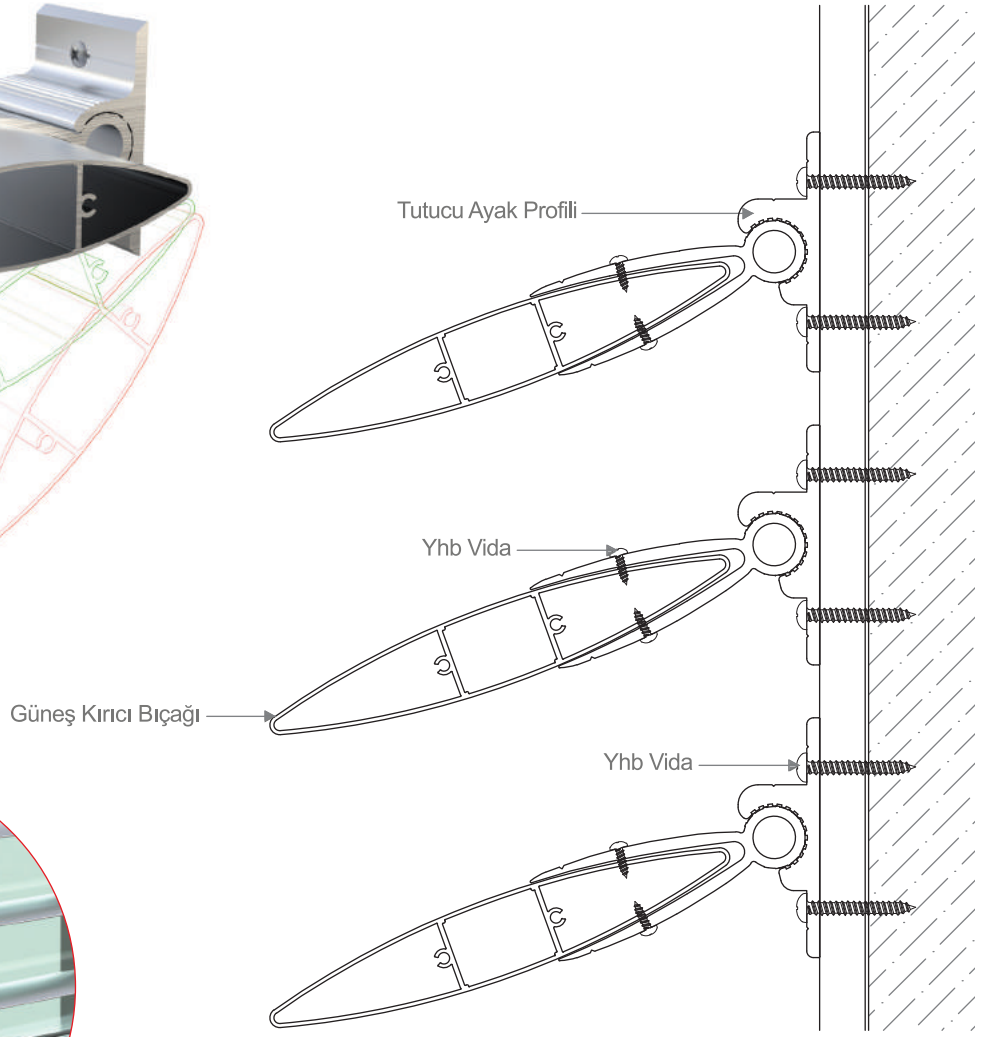

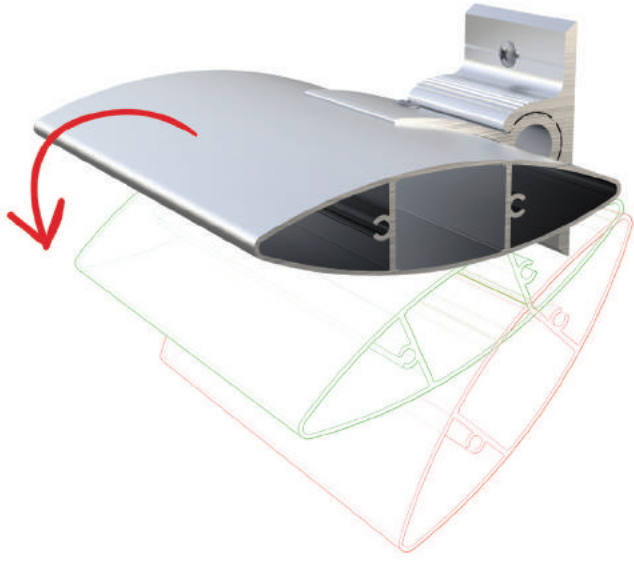
BASKI PROFİLİ

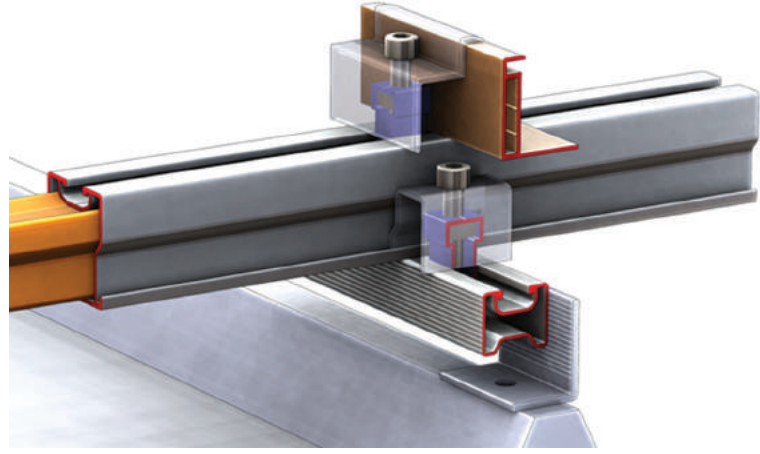
KALIP NO: 4487

BİRİM AĞIRLIK: 0,146 kg / mt

Güneş Kırıcı Sistemleri








solar energy system profiles

güneş enerji sistem profilleri

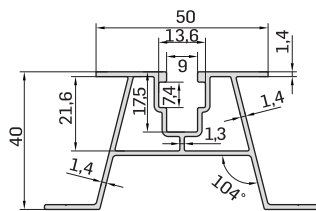


Roof Type Solar Energy System

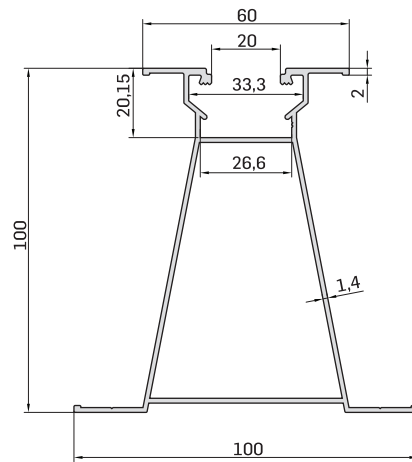


Profiler

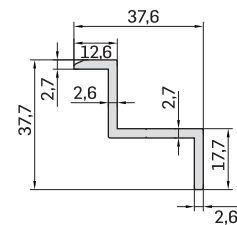
Profiles



1398
Ray Profile
Rail Profile
0,911



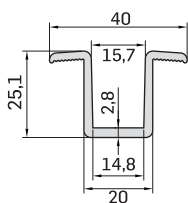
2928
Ray Profile
Rail Profile
1,469



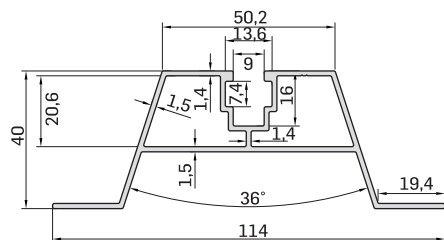
2953
Kemar Tutucu Klempe
End Clamp
0,515



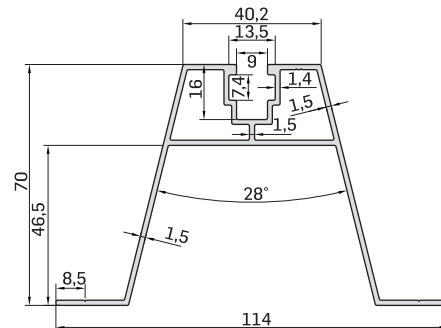
2939
Bağlantı Profili
Aluminium Nut
0,480



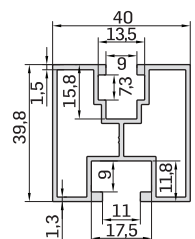
2929
Orta Tutucu Klempe
Mid Clamp
0,553




5653
Ray Profile
Rail Profile
1,106



5654
Ray Profile
Rail Profile
1,266





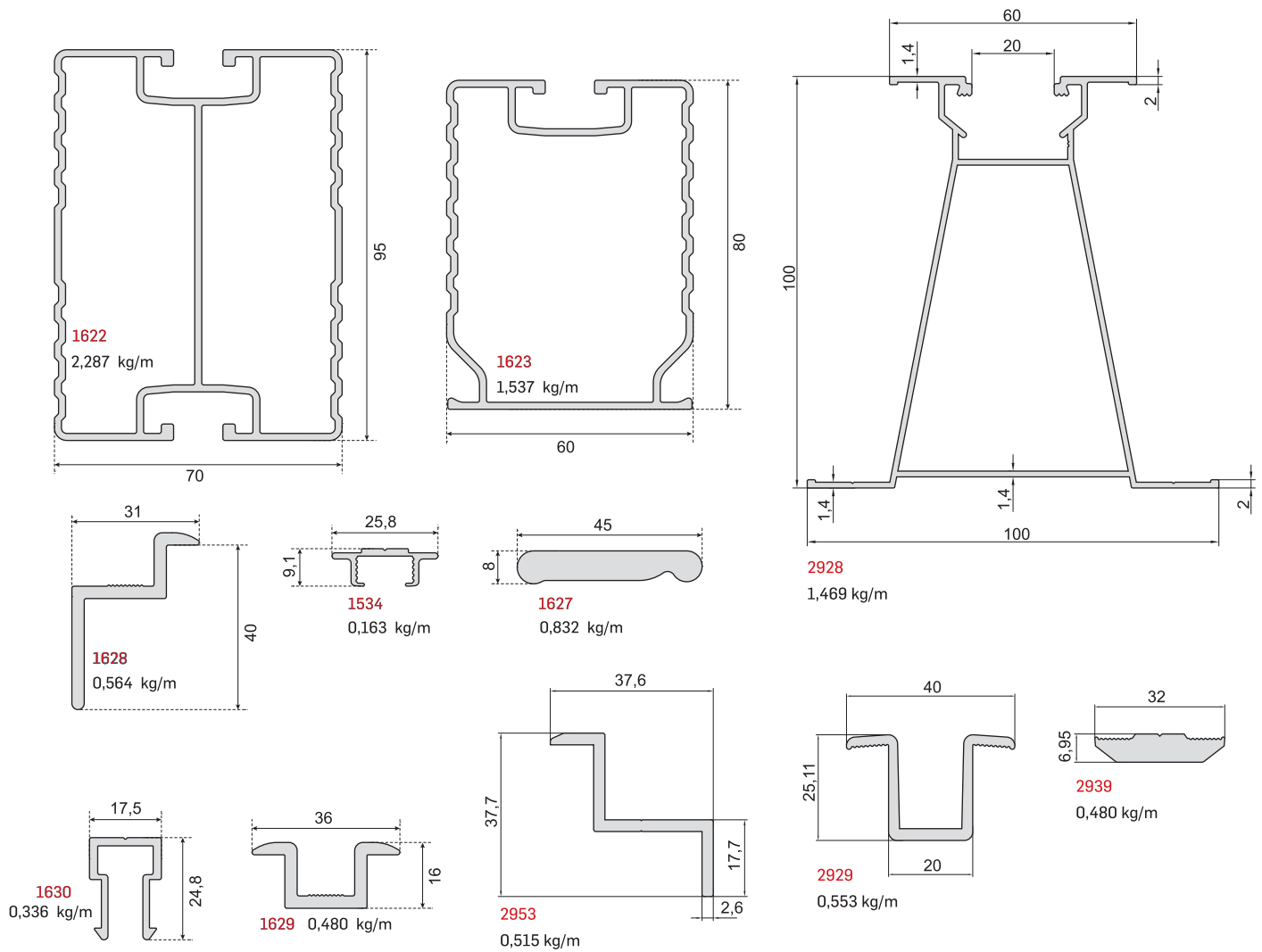
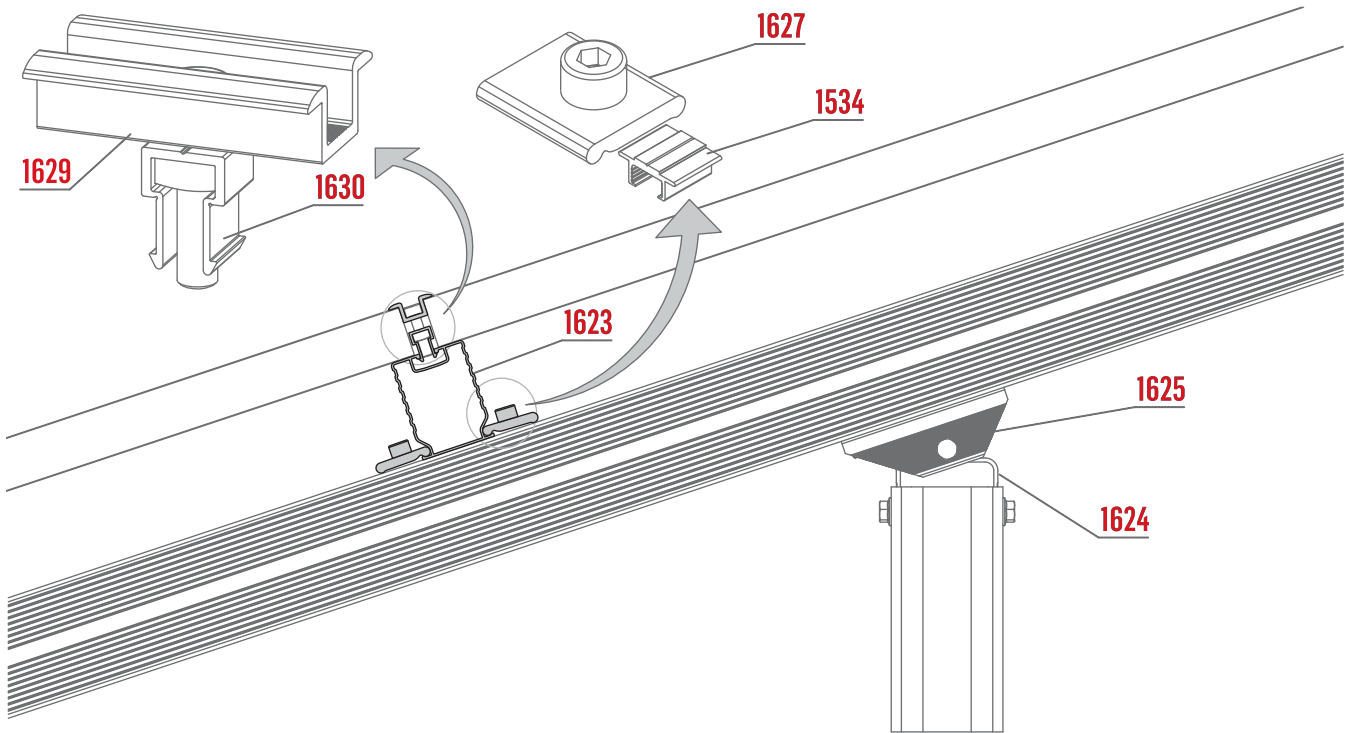
5655
Ray Profil
Rail Profile
0,870

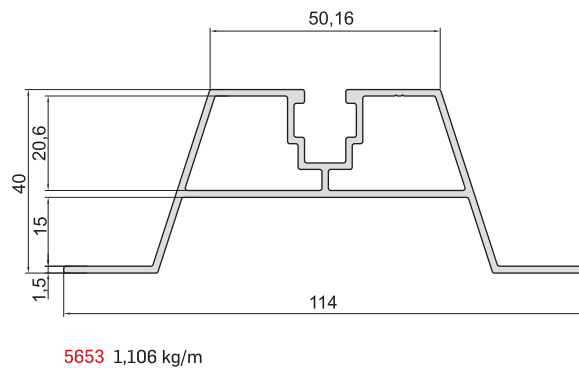
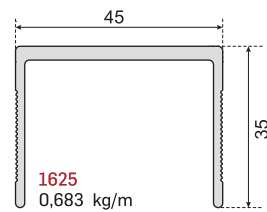
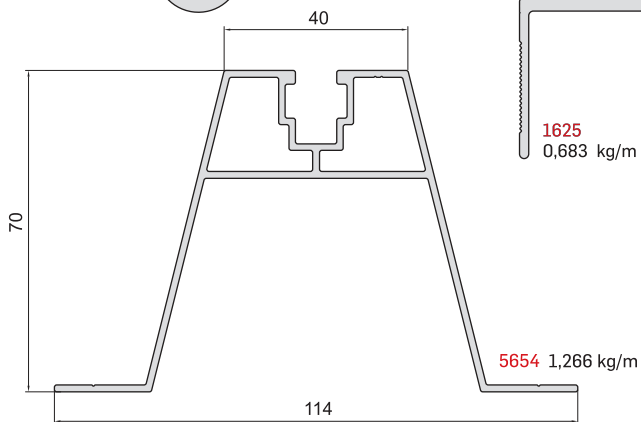
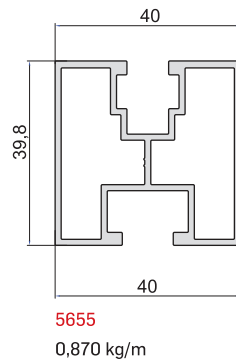
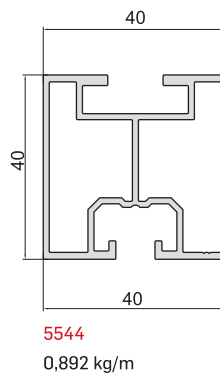
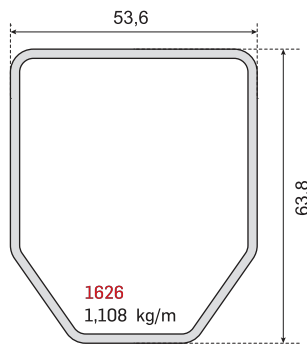
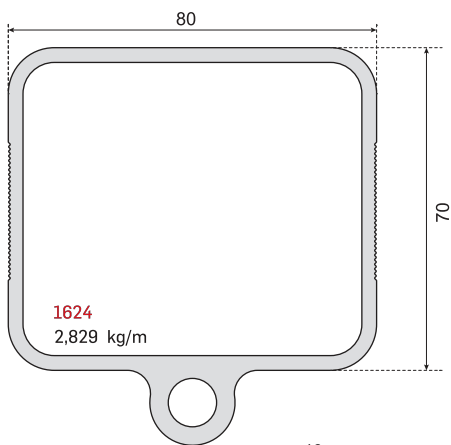
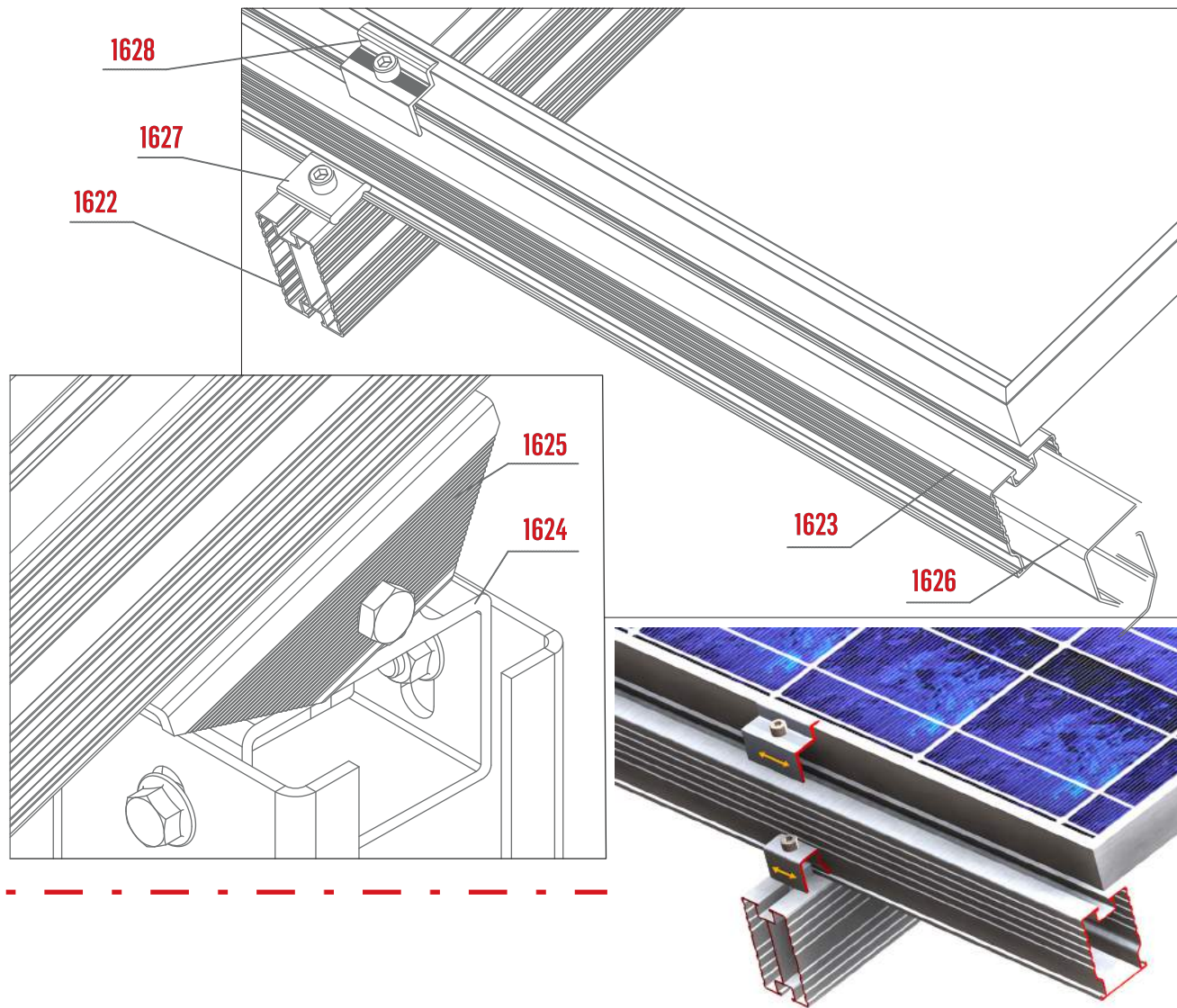


Çatı Tipi Güneş Enerji Sistemi

Roof Type Solar Energy System

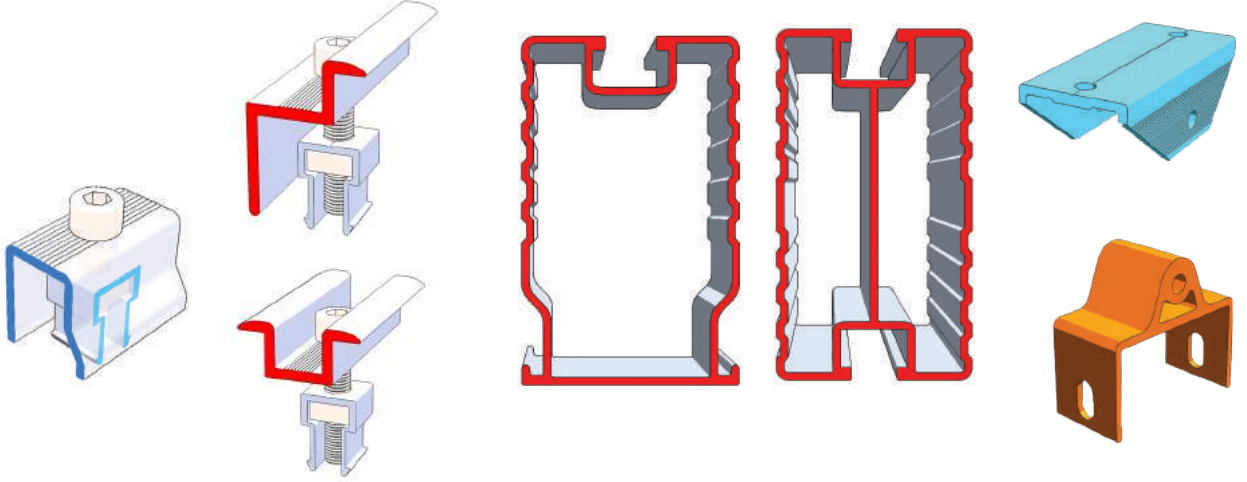






Arfen Mounting Systems, gerek bireysel ve gerekse kurumsal kullanım amaçlı birçok mimari uygulamada ve zemin üzeri uygulamalarda kolaylıkla kullanılabilir. Sistem tasarımında TS 498 standart içeriğine göre yük kapasiteleri tercih edilmiştir. Bütün sistem bileşenleri EN 15088 yapı elemanları direktifleri gereğince ve EN 1090 normlarına uygun olarak EXC1 sınıfında üretilmektedir.

Arfen Mounting Systems can be easily used in many architectural applications and ground applications for both individual and corporate use. Load capacities according to TS 498 standard content are preferred in system design. All components are manufactured in EXC1 class according to the EN 15088 directives and according to EN 1090 norms.

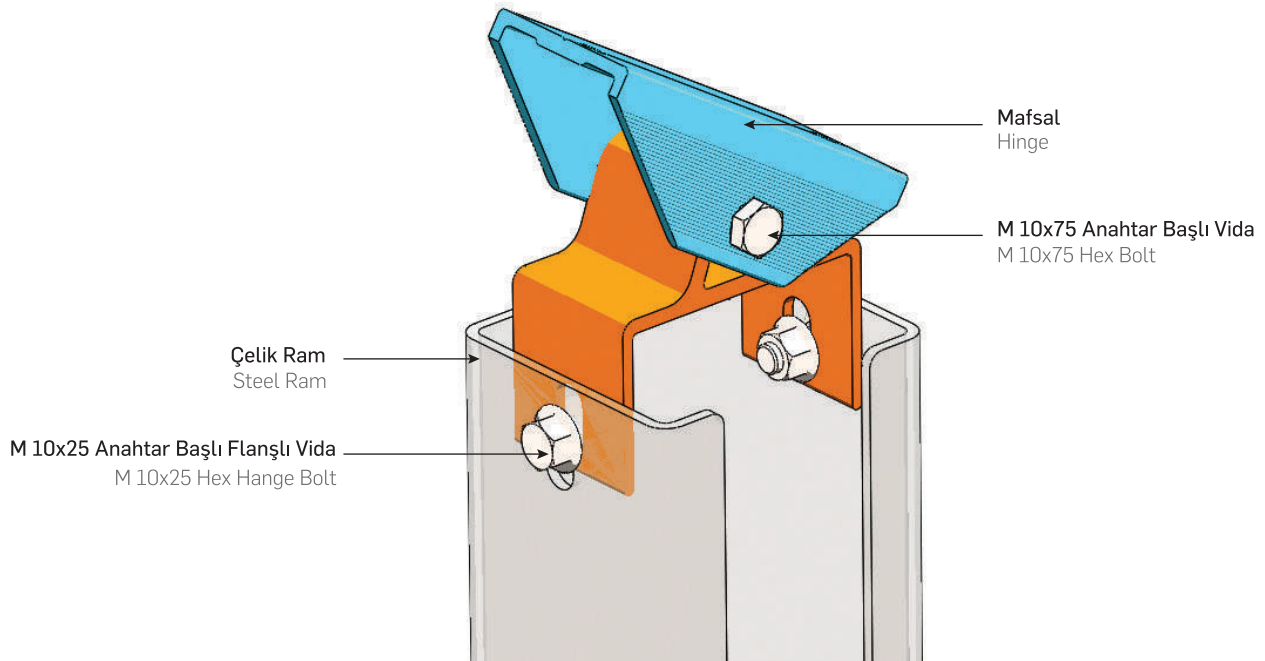


Saha montaj sistemi; Alüminyum aşık, kiriş, klamp ve mafsallardan oluşmaktadır. Tek Çelik Kazık ve Çift kazık sistemleri ile 10-45° Açı aralığında uyumludur. Aşık sistemi üniversal yapıda olması nedeni ile Çelik-Çelik (çelik kazık, Çelik kiriş) sistemler ile kullanılabilir.

Saha montaj sistemi; beton ankraj ve vidalı zemin sabitleme üzerine montajı da kazık çakma kolaylığında uygulanabilir.

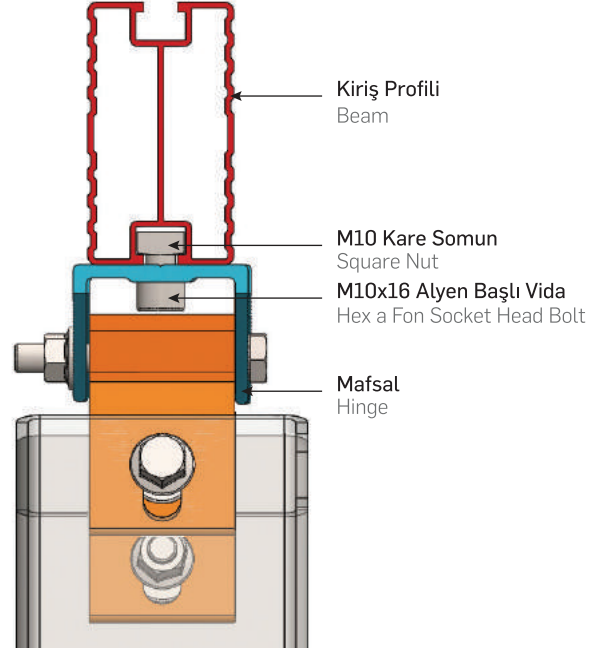
Field mounting system; Aluminum consists of beams, clamps and knuckle elements. Single steel pile and double pile systems with 10 ~ 45 ° angle compatibility. It can be used with steel-steel (steel pile, steel beam) systems due to the fact that the beam system is in a universal structure.

Field mounting system can be applied on the anchoring of concrete and fixing on screwed floor.



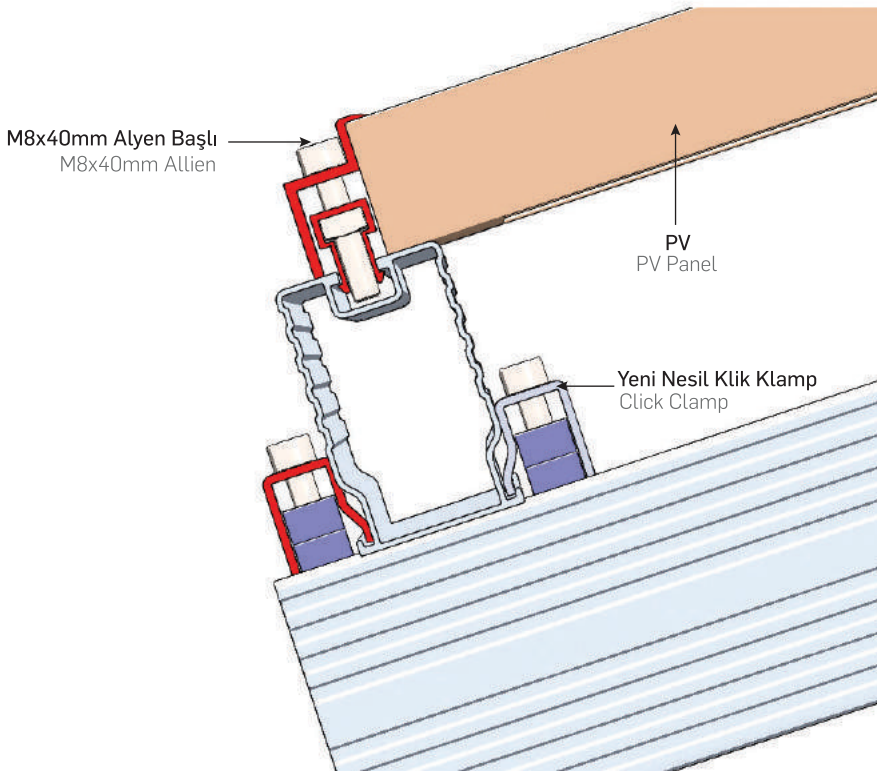
Mafsal elemanları, Çelik ram üzerine anahtar başlı vida ile bağlanmaktadır. Müşteri, tercihiine göre alyen başlı sistemler kullanabilmektedir. Mafsal uygulaması için önemli detay kilitli somun gereksinimidir.

The knuckle elements are connected to the steel ram by a key-head screw. The customer can use all-in-one systems depending on his preference. The important detail for joint application is the need for lock nut.



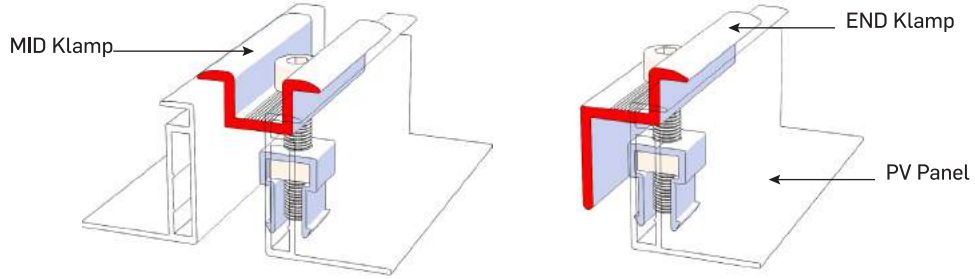
Kiriş elemanı çelik profil olarak kullanılabilir. Çelik malzeme, operasyon sürelerinin ve saha nakliye masraflarının artmasına neden olacaktır. Alüminyum-Alüminyum malzeme çifti topraklama ve termal yük aktarımında avantaj sağlayacaktır.

Beam element can be used as steel profile. The steel material will lead to an increase in operation time and field transportation costs. Aluminum-Aluminum material pair will be an advantage in grounding and transferring thermal load.



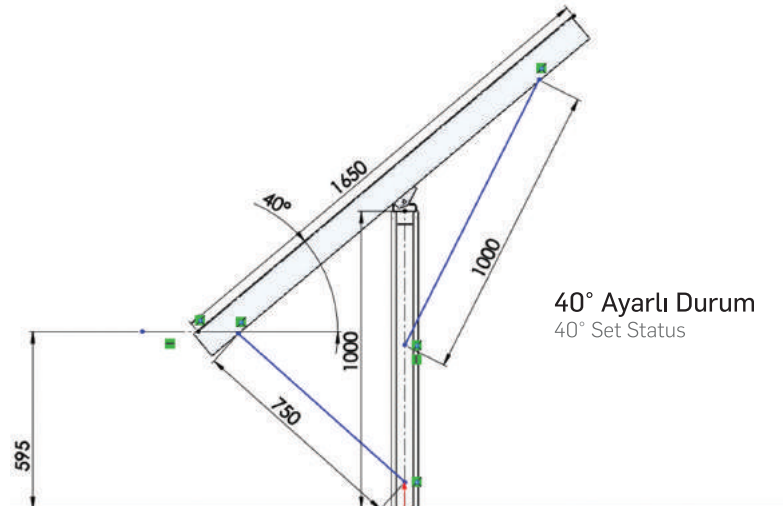
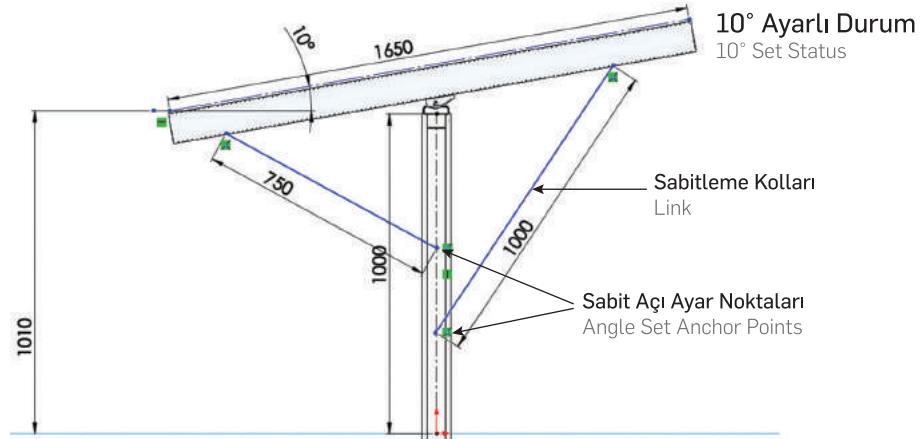
Aşık ve PV panel bağlantısında; Klik Montaj sistemi uygulanmaktadır. Bu sayede, arazi şartlarında işçilik daha düşük maliyet ve daha az teknik ekipman ile uygulanabilmektedir.

In beam and PV panel connection; Click Mounting system is applied. In this respect, workmanship in land conditions can be applied with lower cost and less technical equipment.



Saha montaj sistemi, Mevsimsel ayarlı olarak da kullanılabilir. Arazi koşullarının uygun olması halinde yüksek verim elde edebilmek için mevsim geçişleri ile açı değiştirilerek daha yüksek verim elde etmek için sehpa açısı mevsim değerine ayarlanabilmektedir. Bu uygulama manuel veya mekanik destek ile sağlanabilmektedir.

Field mounting system can also be used with seasonal adjustment. If the conditions of the land are suitable, the angle of the tripod can be adjusted to the season value in order to obtain higher efficiency by changing the angle with the season transitions in order to obtain high efficiency. This application can be achieved with manual or mechanical support.



Arfen Mounting Systems, çatı mimarisine kolaylıkla uyum sağlayan ve çok düşük maliyetle, mukavim olarak uygulanma fırsatı sunmaktadır. Yük taşıyan alüminyum alaşımlı profiller kayar mafsal sistemine göre dizayn edilmiştir. Bu sayede mekanik sistemde kritik kesit alanı oluşmaz ve termal deformasyon oluşmaz.

Çatı montaj sistemi; Alüminyum aşıklar, kirişler, klamp ve mafsal elemanlarından oluşmaktadır. Düz ve eğimli çatılarda kaplama malzemesine direkt olarak bağlanabilmektedir. Çatı kaplama elemanı tipine göre, çatı kaplamasına delik delmeden mevcut bağlantı elemanları ile uyumlu olarak kullanılmaktadır. Bu sayede çatı sızdırmazlığında problem oluşturmaz. Aynı zamanda kaplama elemanına statik yük oluşturmaz.

Çatı montaj sistemi; çatı eğimine uyum sağlayabildiği gibi açı yükseltme gereksinimleri için gerekli ekipmanlara sahiptir. Aynı şekilde düz çatı üzerine de direkt montaj kolaylığı sunmaktadır.

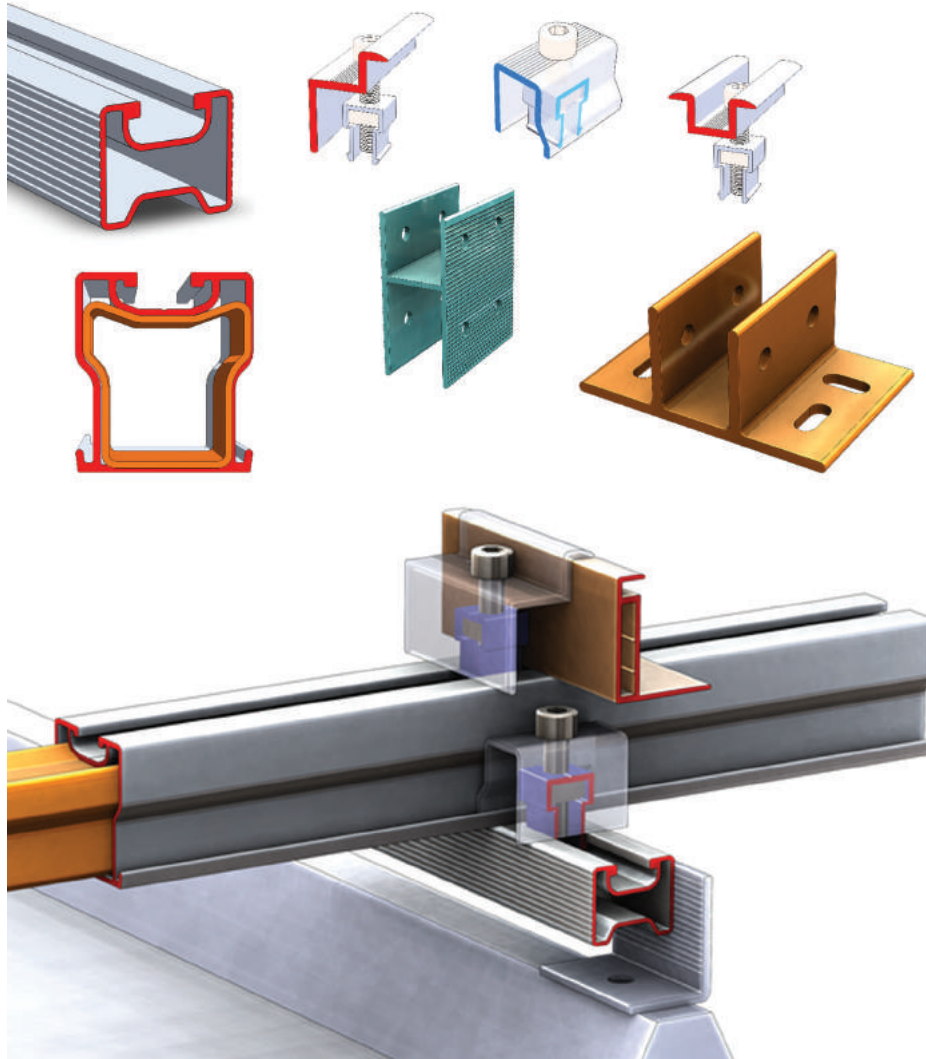
Çatı üzerinde, alüminyum-alüminyum malzeme çifti ile montaj edilmesi sayesinde topraklama ve korozyon avantajı oluşmaktadır. Sistem, çatı konstrüksiyonuna direkt montaj edilmesi sayesinde kalıntı termal gerilme oluşmaz.

Arfen Mounting Systems offers a robust, cost-effective implementation that easily adapts to roof architecture. Load-bearing aluminum alloy profiles are designed according to the sliding hinge system. In this case, there is no critical section in the mechanical system and no thermal deformation occurs.

Roof mounting system; Aluminum is composed of beams, clamps and knuckle elements. It can be connected directly to the coating material in smooth and sloping gaps. According to the type of roofing element, roofing is used in accordance with the existing connecting elements without drilling holes. In this case, the roof does not leak. At the same time, it does not create a static load on the covering element.

Roof mounting system; It can adapt to the slope of the roof, as well as the necessary equipment for angle elevation requirements. Likewise, it offers direct mounting convenience on flat roofs.

The advantage of grounding and corrosion is achieved by mounting on the roof with a pair of aluminum-aluminum material. Due to the direct mounting of the system to the roof construction, residual thermal stress does not occur.



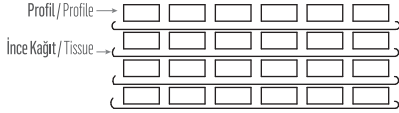

■ paketleme

packaging



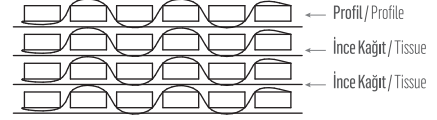
pac 01

İnce Kağıt Tabakalı
With Tissue Layer



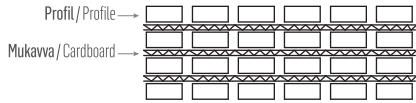
pac 04

İnce Kağıt Tabakalı ve Harmanlı
Tissue Layer and Interleaving




pac 02

Mukavva Şeritli
Cardboard Strip



pac 05

Naylon Sarımlı
Nylon Wrapping

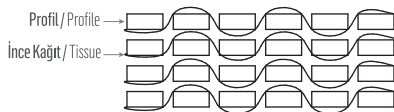


Ölçüler / Dimension	Min.	Max.
Uzunluk / Length (m)	2	9
Ağırlık / Weight (kg)	10	60
Görünen Yüzey / Display Unit (cm)	50	290




pac 03

İnce Kağıt Harmanlı
Tissue Interleaving

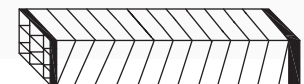


pac 06

Streç Sarımlı
Stretch Wrapping

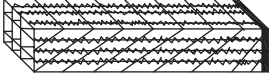



Ölçüler / Dimension	Min.	Max.
Uzunluk / Length (m)	2	9
Ağırlık / Weight (kg)	10	60
Görünen Yüzey / Display Unit (cm)	50	290



pac 07

Kağıt Sarımlı
Paper Wrapping



Ölçüler / Dimension	Min.	Max.
Uzunluk / Length (m)	2	9
Ağırlık / Weight (kg)	10	60
Görünen Yüzey / Display Unit (cm)	50	290

pac 10


Mukavva Silindir
Cardboard Tube



Ölçüler / Dimension	Min.	Max.
Uzunluk / Length (m)	2	3
Ağırlık / Weight (kg)	10	60
Görünen Yüzey / Display Unit (cm)	60	120

pac 08

Karton Kutu
Cardboard Box



Ölçüler / Dimension	Min.	Max.
Uzunluk / Length (m)	2	9
Ağırlık / Weight (kg)	10	60
Görünen Yüzey / Display Unit (cm)	150	290

pac 11

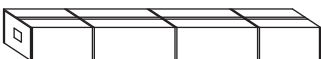
Tahta Çerçevesi Karton Kutu
Cardboard Box with With
Wooden Frame



Ölçüler / Dimension	Min.	Max.
Uzunluk / Length (m)	2	9
Ağırlık / Weight (kg)	150	600
Görünen Yüzey / Display Unit (cm)	40	100
Genişlik / Width (cm)	30	80
Yükseklik / Height (cm)	30	60

pac 09

Şeritli Karton Kutu
Cardboard Box with Straps



Ölçüler / Dimension	Min.	Max.
Uzunluk / Length (m)	2	9
Ağırlık / Weight (kg)	30	80
Görünen Yüzey / Display Unit (cm)	40	100
Genişlik / Width (cm)	30	80
Yükseklik / Height (cm)	30	60

pac 12

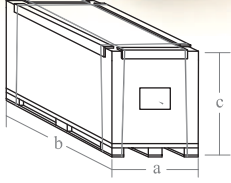
Tahta Çerçevesi Palet
Wooden Frame Pallet



Ölçüler / Dimension	Min.	Max.
Uzunluk / Length (m)	2	9
Ağırlık / Weight (kg)	150	600
Görünen Yüzey / Display Unit (cm)	40	100
Genişlik / Width (cm)	30	80
Yükseklik / Height (cm)	30	60

pac 13

Euro Palet
Wooden Box with
Euro Pallet



Ölçüler / Dimension	Min.	Max.
a (cm)	80	100
b (cm)	100	120
c (cm)	100	150
Ağırlık / Weight (kg)	150	600



pac 14

Tahta Sandık
Wooden Box



Ölçüler / Dimension	Min.	Max.
Uzunluk / Length (m)	2	7
Ağırlık / Weight (kg)	150	600
Görünen Yüzey / Display Unit (cm)	40	100
Genişlik / Width (cm)	30	80
Yükseklik / Height (cm)	30	60





Ekstrüzyon / Extrusion

Ekstrüzyon Ekstrüzyon, bilet ya da ingot olarak adlandırılan alüminyum alaşımının hamurlaşma ısısında çelik kalıplar kullanılarak yüksek basınç altında şekillendirilmesi işlemidir. Alüminyum ekstrüzyon hızı, hammaddenin alaşımına, ekstrüzyon yapılan kalıp şeklinin karmaşıklığına bağlıdır. Ekstrüde edilen alüminyum konveyör bantlara alınır, soğuması beklenir, daha sonra germe ve kesme işlemi yapılır, müşteri talebine bağlı olarak termik ya da yarı termik işlemle sertleştirilir. Ekstrüzyonda kullanılan kalıpların ve ekstrüde edilen alüminyum profilin kalitesi, şekli kondisyonunu koruması, uygun mukavemet özelliklerine sahip olması son derece önemlidir; Bu nedenle ekstrüzyon prosesi sırasında kalıp deformasyonlarına azami dikkat edilmekte, kalite kontrolüne özel önem verilmekte, ayrıca daha kaliteli profil üretiminin sağlanması amacıyla müşterilere tasarım desteği de sağlanmaktadır.

We extrude aluminum with our 7-inch 2000 tonne extrusion press. Extrusion involves cutting billets, heating them up to between 400 – 500 degrees. Aluminum alloy composition, complexity of shapes determines the level of heating and speed of extrusion. Extruded aluminum is water or air treated and then transferred across the table and further stretched. We carefully check surface quality and dimensions of profiles. Profiles with proper quality are later cut to suitable lengths.

We supply aluminum profiles to construction, infrastructure and energy sectors. Just to give you an idea of our capabilities, global contractors like Metal Yapı, Sarnicon, Bisam, Albayrak are among our clients. Our products are being used in various prestigious projects. We have certificate of conformity to Turkish standards that is formally approved by Turkish Standards Institute for extrusion products.

Our extrusion production capacity is 500 tonnes/month with three shifts and our current production level is 200 tonnes/month with one shift. During extrusion process we maintain precise pressures and temperatures so that our products have good surface quality with proper tempering. Our extrusion design and engineering of aluminum parts aims optimal performance with minimal waste.

Kalıp / Arfen Die Production

Kalıp işçiliğini tecrübenin şekle dönüşümü olarak da tanımlayabiliriz. Akışkanlar mekaniği prensiplerine göre tasarlanan alüminyum kalıpları ile; Dolu kesit (solid), Yarı dolu kesit (semi hollow) ve cidarlı (hollow) kesit elde etmek mümkündür. Kalıp tasarım ve imalatı, istenilen şekle ulaşabilmek için en önemli kısımdır.

Arfen Alüminyum müşterilerinin ihtiyaçlarına uygun olacak şekilde kalıp tasarımı yapar, kalıpların en yüksek performans ile hatasız ölçülerde üretimi ve amaca uygun ürün elde edilmesine dönük verimli çalışması için gerekli düzeltmeleri gerçekleştirir. Kalıplarımız kaliteli çelikten üretilmekte, yüksek teknolojiye sahip CNC takım tezgahlarında işlenmekte, çok hassas toleranslarla kalıp üretimi gerçekleştirilmektedir. Kalıp üretimi, kesimden başlayarak torna, cnc, sulama, taşlama, tel erozyon, freze, dalma erozyon, pnömatik, tesfiye, tashiht, kostik ve test süreçlerini içeren, ekstrüde edilen ürünlerin kalitesini doğrudan etkileyen çok önemli bir alandır. Arfen alüminyum olarak kalıp imalatında tecrübeli kadromuz ve sürekli yenilenen teknolojimizle son derece iddialı uygulamalarda müşterilerimize hizmet vermekteyiz.


Arfen Die Production Arfen Aluminum has an in-house die production, modification and maintenance unit. Aluminum profile samples are taken occasionally during production and analyzed to determine if any corrections to the dies are necessary. Corrections are made immediately to ensure high quality profile production. We have our own dies ready to use for our clients, we also keep dies of our clients.

Yüzey İşlem / Surface Finishing Services

Arfen Alüminyum ekstrüde edilen profillerin yüksek kaliteli boyama işlemlerini gerçekleştirebilecek boyalı tesisine sahiptir.

Üretilen profillerin eloksallı şekilde talep edilmesi halinde yüksek kalitede ve hızlı bir şekilde hizmet sağlanmaktadır. Modern eloksal tesisinin kurulması ile ilgili yatırım planlaması yapılmıştır.

Surface Finishing Services In addition to extrusion process, we provide surface finishing services for extruded profiles, namely mill finishing, powder coating, mechanical polishing, high glass. Anodised profile requirements can be met by using a partner producer nearby our production facility. Arfen Aluminum has QUALICOAT certification as a very good proof of our surface finishing quality.



Mekanik İşlem / Mechanical Process

Mekanik İşlem Üretilen alüminyum profiller için mekanik işlem gerekmesi halinde tesis bünyemizde kesme, havşa açma, diş açma, delme çapak alma, boy tamamlama, CNC işlemleri, presleme (punch press), birleştirme (yapıştırma, perçin, kaynak civata vb.), büküm ve fitil işlemleri hizmeti yüksek kaliteli ve hızlı bir şekilde sağlanmaktadır. Mekanik işlemlerde uygun özelliklerde kesim testereleleri ve eksantrik presler kullanılmakta, süreçlerin otomasyonuna özel önem verilmektedir.

Mechanical Process We also have mechanical process facilities in our plant, we offer various solutions such as :

- »Cutting in the field lengths from 45-90 degrees.(bevel cutting)
 - » Deburring of cut edges.
 - » CNC machining.
 - » Punching with eccentric press.
 - » Tapping and countersink drilling.
 - » Welding, riveting and pressing.
- We can use milling, drilling, cutting, punching, bending and other similar methods for shaping aluminium.

Paketleme / Packing & Loading

Profil haline gelen alüminyumun son tüketiciye ulaşma sürecinde, şekil ve yüzey özelliklerini koruyabilir olarak paketlenmesi ve transferler boyunca zarar görmemesi son derece önemlidir. Bu süreçte genellikle shrink tekniği ve karton ambalaj uygulamaları yaygın olarak kullanılmaktadır. Yüzey korumak için ise folyo bant ile kaplama yapılmaktadır. Arfen Alüminyum olarak paketlenme süreçlerinde son derece özenliyiz. Yurt içi ve yurtdışı satışlarda düzgün palet ya da euro-palet yapılması ve tüm bunların sonucunda hasarsız yükleme konusunda tecrübeli ve güvenilir bir şirketiz.

Ekipman ve iş gücü verimliliğinde artış, müşterilere ürünlerin sevkiyatında ürün paketlenme ve yükleme optimizasyonu, tedarik süresinin minimuma indirilerek müşteri memnuniyetinin artırılması, sevkiyat araç doluluklarının optimize edilmesi temel hedeflerimizdendir.

Packing & Loading Packing and loading of extruded aluminium profiles are very important steps for straight through delivery. In addition to the high quality in production, due care must be given during packaging and loading processes. Aluminium profiles must have no damages on the surface and there must be no deterioration in the shapes. We use paper, stretch nylon, folio tapes and other proper materials and pack them in palletes to keep extruded profiles from damages. Arfen aluminium is very attentive and trustworthy during packing and loading stages.

Arge / R & D

Tüm üretim süreçlerimizin ve ürünlerimizin iyileştirilmesi ve geliştirilmesi için şirketimiz bünyesinde Araştırma geliştirme faaliyetleri yapılmakta ayrıca müşteri talebine bağlı olarak üretilen ürünlerin dayanıklılığı simülasyon yöntemleri ile test edilebilmektedir. Yeni kurulan bir şirket olarak araştırma geliştirme faaliyetlerine verdiğimiz önemin en önemli göstergesi ekibimizin sürekli yeni katılımlar ile büyümesi ve yeni işler geldikçe kazanılan paranın teknolojiye, insan kaynağına yatırılmasıdır. Yenilikçi fikirlerin sistematik olarak değerlendirileceği ve sonuçlandırılacağı ortamların yaratılmasına özen gösteriyoruz . Böylece müşterilerimizin düşüncelerini gerçeğe dönüştürebiliyoruz, uzman ekibimiz her zaman müşterilerimize destek olmakta uygulamaya dönük iyileştirici önerilerde bulunmaktadır. İhtiyaç duyulduğunda teknolojiye hakim akademisyenler ile yapılan istişarelere ek olarak yakın gelecekte bir üniversite teknoparkı bünyesinde alanında yetkin akademisyenlerle çalışmalarımızı hızlandırmayı planlamaktayız.

Arfen always try to improve the quality of its products and processes. In order to achieve this Arfen invests in research and development. Our research and development efforts are all for our customers to have better designs, better utilization of aluminum alloys, to help them give right decisions and to get more economic solutions. Another indication of our commitment to excellence is our continuous investment on technology, talented staff and research and development as a whole. We have a gradually growing R&D team. We closely follow global technological developments in our industry. Our research and development team can also help our clients for preparing prototypes of extruded products. We can further undertake computer simulations to discover the best design and production options. Our clients can benefit from our expertise to find the most suitable solutions for their applications, depending on certain designs we also offer advice in finding the most suitable dimensions and surface finish methods of the to-be extruded profiles. We sometimes consult to the academicians in our field. We have close relations with university technoparks. We are planning to strengthen our ties with academia by opening an office in one of the technical universities in Istanbul. We try to be very open to new ideas we encourage our employees to come up with their new and innovative thoughts and offers. We try to make the working environment to become like an incubation center, to flourish new ideas so that the staff will feel the drive to make everything better.

KALİTE BELGELERİMİZ

QUALITY CERTIFICATES

[illegible][illegible][illegible][illegible][illegible]

Efectis

ECTECTIS EEA ARAYIŞA TESTİ SONUÇLARI ENERJİ-145
Dönüde 208 Mühürleyme Kırma Cihazı No: 18
Gözetim Sayısı: 4 ve 1399702
www.effectis.com

DECLARATION OF TEST RESULTS

No: EEA – 2000 – 0140 – Rev1

The fire resistance tests were carried out for the product as described below at Efectis Eera Arayışa Test Laboratory on 26.10.2020 in accordance with the test standard:
EN 1366-4:2006+A1:2010

EXPANSION JOINT FIRE CAVITY BARRIER

FIRE RESISTANCE CLASSIFICATION

E 180 - EI 60 - H - M050 - F - W 100 to 300

Placed on the market by:

ARFEN İNŞAAT TAAHHÜT SANAYİ VE TİC. A.Ş.
Ömerli Mah. Güllce Sok. No.22 Amasraköy, İstanbul/TURKEY


Manufactured by:

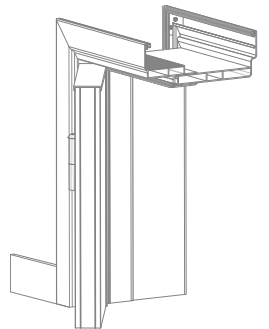
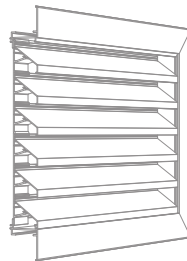
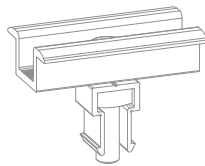
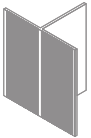
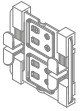
ARFEN İNŞAAT TAAHHÜT SANAYİ VE TİC. A.Ş.
Ömerli Mah. Güllce Sok. No.22 Amasraköy, İstanbul/TURKEY

e-signed

AJU BAYRAKTAR
Laboratory Manager
02.02.2022

This document is a declaration of test results and does not represent any type of approval or certification of the product. All details about the product specifications and field of applications are described in the report. **Not On file.**





ARFEN ALÜMİNYUM SAN. VE TİC. A.Ş.

Ergene 1. OSB (233 Ada 1. Parsel) Vakıflar
Osib Mah. 4. Sokak No:1 Ergene / Tekirdağ
Tel: +90 (282) 672 26 73 - 74 **Fax:** +90 (282) 672 26 74
www.arfenaluminum.com.tr